

# Declarative Construction and Validation of Knowledge Graphs

Half-day tutorial at K-CAP23

Ana Iglesias-Molina<sup>1</sup> and Xuemin Duan<sup>2</sup>

<sup>1</sup>Ontology Engineering Group (OEG) – Universidad Politécnica de Madrid

<sup>2</sup>Declarative Languages and Artificial Intelligence (DTAI) – KU Leuven



**KU LEUVEN**

# About us...

---



**Ana Iglesias-Molina**

PhD Student  
Ontology Engineering Group (OEG)  
Universidad Politécnica de  
Madrid, Spain

✉ [ana.iglesiasm@upm.es](mailto:ana.iglesiasm@upm.es)     [@\\_aieme](https://twitter.com/_aieme)



**Xuemin Duan**

PhD Student  
Declarative Languages and  
Artificial Intelligence (DTAI)  
KU Leuven, Belgium

✉ [xuemin.duan@kuleuven.be](mailto:xuemin.duan@kuleuven.be)     [@xuemin\\_duan](https://twitter.com/xueminduan)

# Agenda

---

- 13:00 - 13:10 Introduction
- 13:10 - 15:00 Declarative Knowledge Graph Construction
- 15:00 - 15:30 Break
- 15:30 - 17:20 Declarative Knowledge Graph Validation
- 17:20 - 17:30 Conclusions

# Running example

---

- In both sessions (construction and validation) we will have a hands-on exercise with a running example
- Data about aircrafts, airlines and aircraft models
- CSV file



# Knowledge Graph Construction

13:10 – 15:00

Outline:

- Background
- How to write mappings
- KGC engines
- Hands-on exercise
- The new RML release

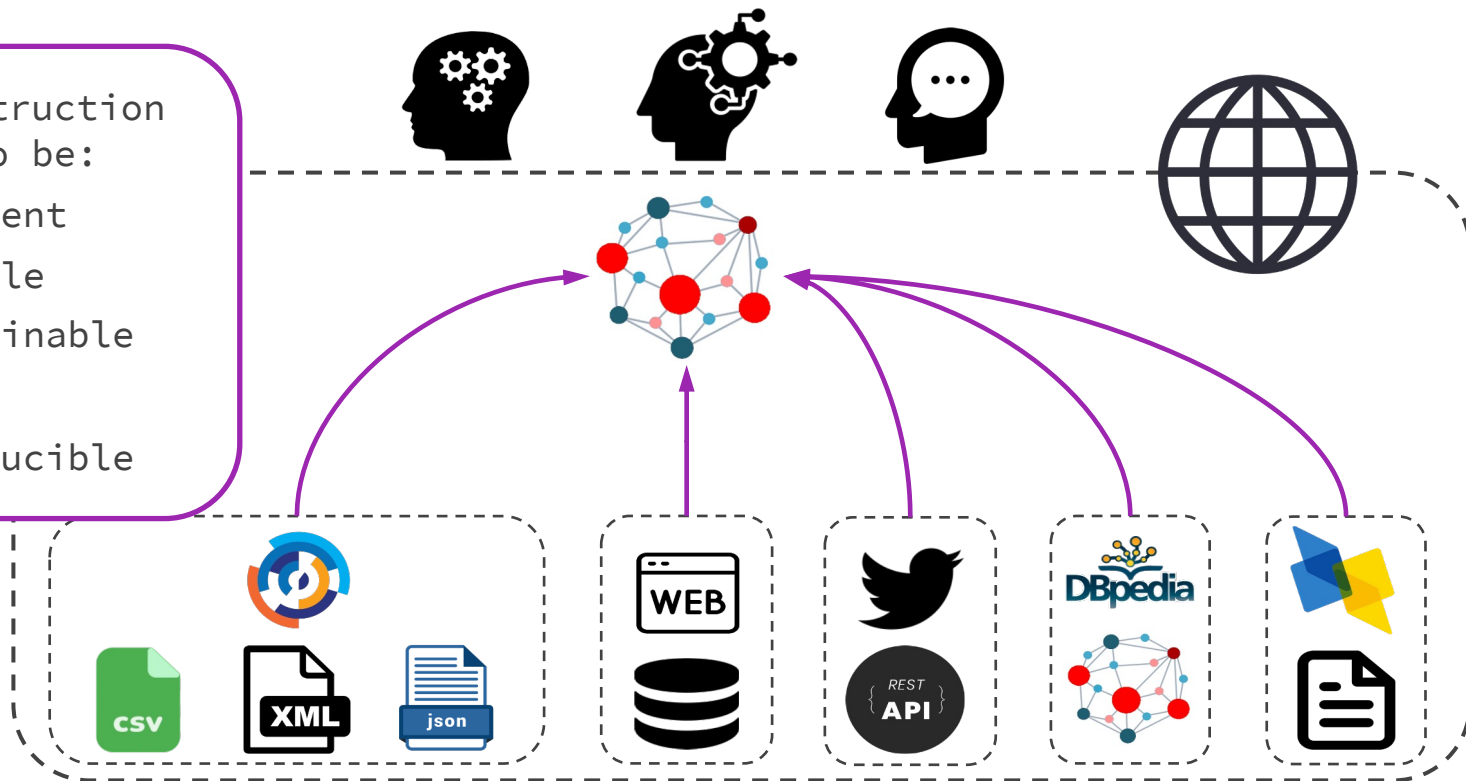
---

# Background

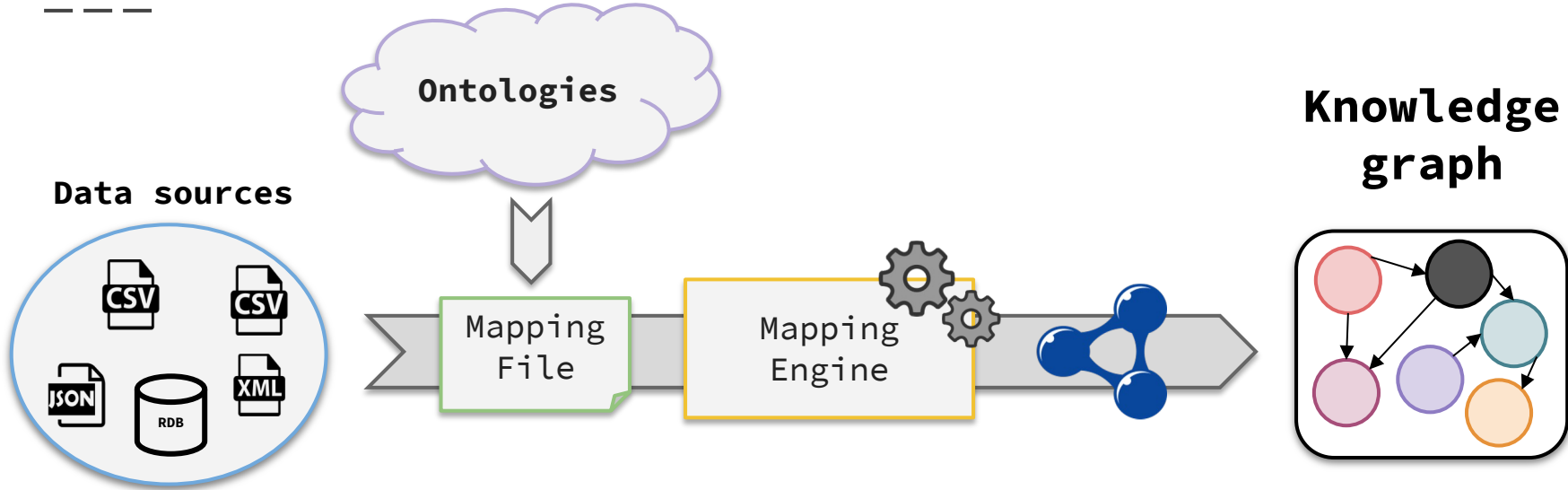
# Knowledge Graph Construction

KG Construction needs to be:

- Efficient
- Scalable
- Maintainable
- Robust
- Reproducible

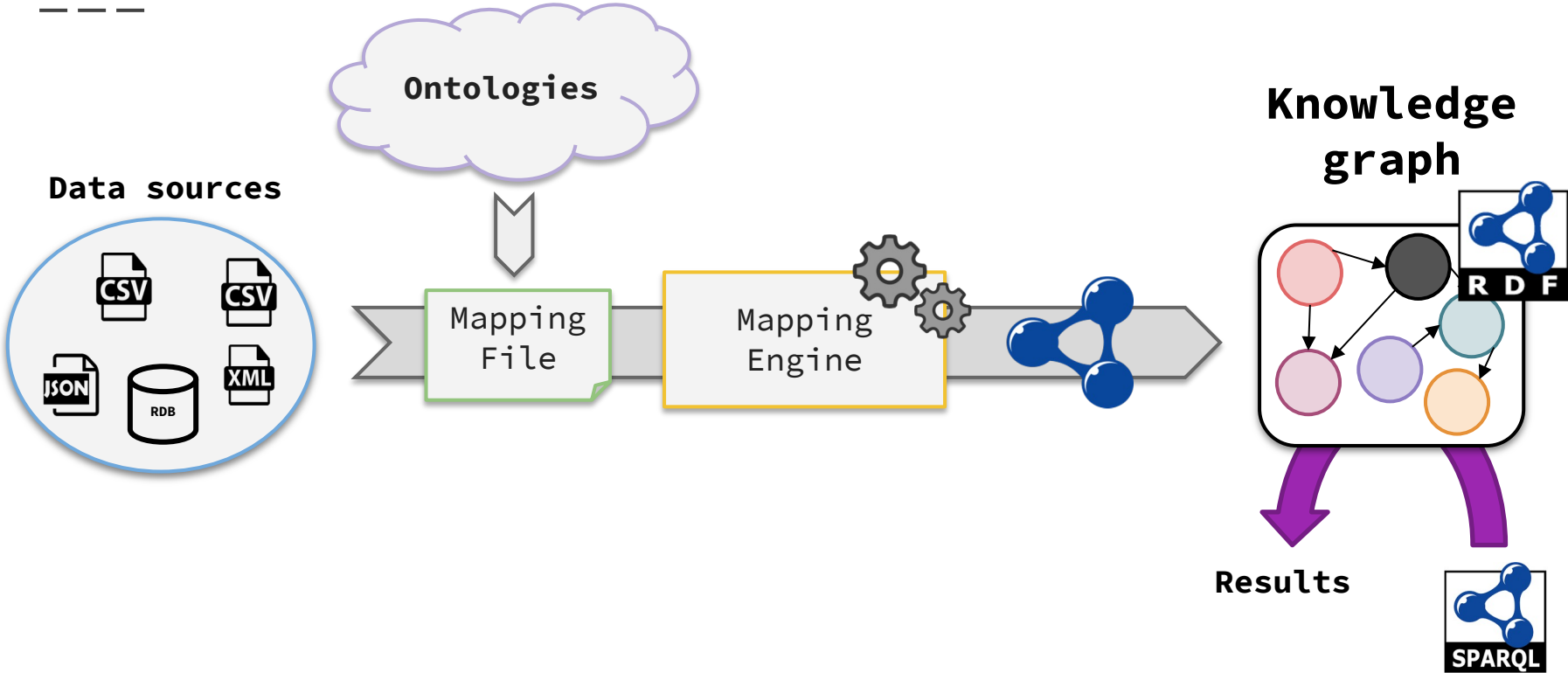


# Declarative Knowledge Graph Construction

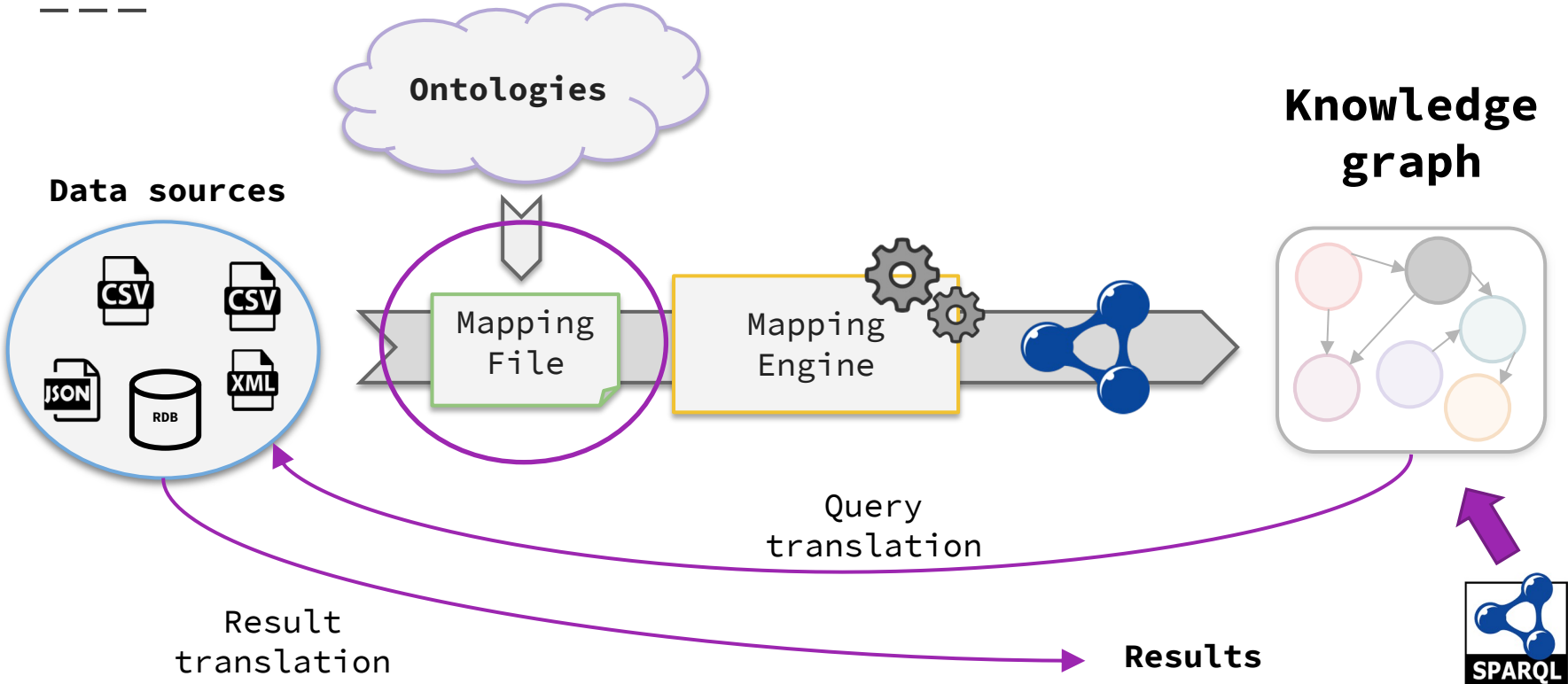




# Declarative KGC: Materialization



# Declarative KGC: Virtualization

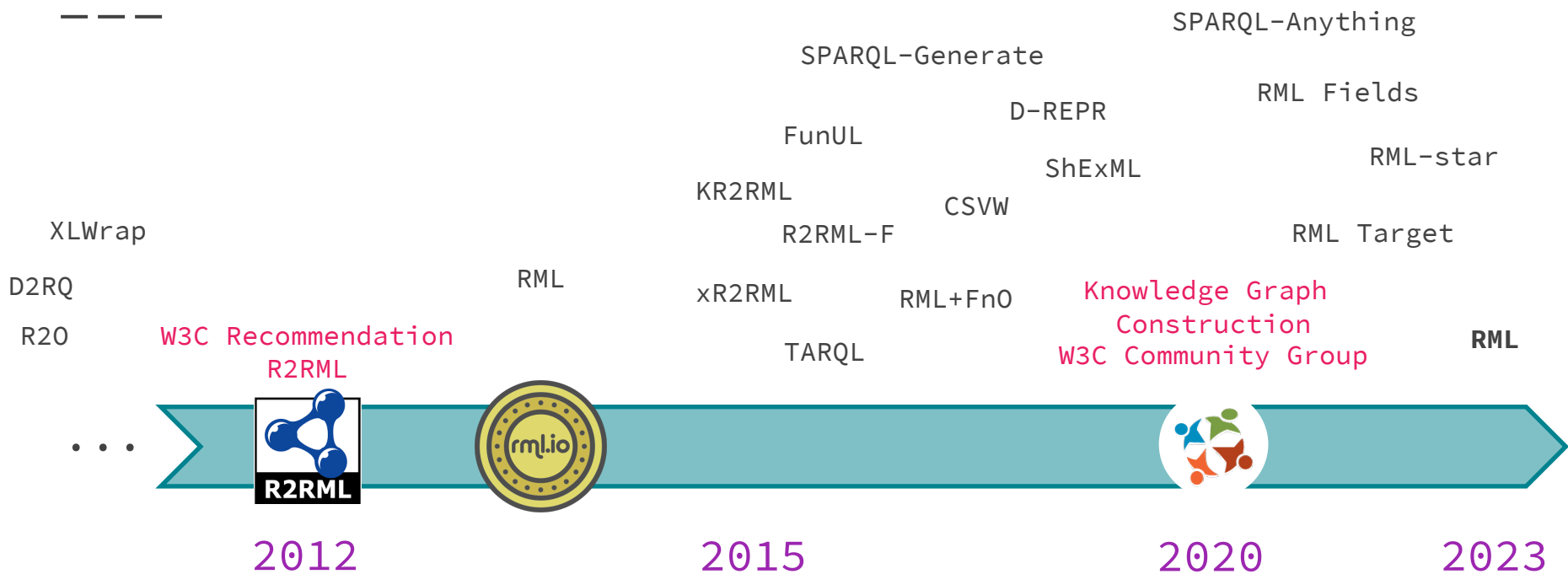


# Mapping languages

---

- Allow specifying **transformation rules** from heterogeneous data sources into RDF graphs
  - **Data source** and **access** description
  - **Triple** generation:
    - Subject, Predicate, Object
    - Language tags and datatypes
  - Additional:
    - Join conditions
    - Data transformation functions
- Many different approaches throughout the years
  - Different **features**
  - Variety of **implementations**

# The history so far



# The RML ecosystem

## Compliant systems

- ▶ [RMLMapper](#)
- ▶ [RocketRML](#)
- ▶ [Chimera](#)
- ▶ [Morph-KGC](#)
- ▶ [SDM-RDFizer](#)
- ▶ [CARML](#)
- ▶ [RDF Processing Toolkit](#)
- ▶ [Mapeathor](#)
- ▶ [MEL](#)
- ▶ [Excel in RML](#)
- ▶ [Matey](#)
- ▶ [Yatter](#)
- ▶ [Spread2RML](#)
- ▶ [Dragoman](#)
- ▶ [RMLEditor](#)
- ▶ [YARRRML-parser](#)

## Interoperability

- ▶ [SPARQL-Generate](#)
- ▶ [ShExML](#)
- ▶ [Helio](#)
- ▶ [YARRRML](#)
- ▶ [XRM](#)

## Benchmarks

- ▶ [GTFS-Madrid Bench](#)
- ▶ [SDM-Genomic benchmark](#)
- ▶ [LUBM40BDA](#)

## Use cases

- ▶ National and European Projects
- ▶ European Commission (ERA, PPDS)
- ▶ Companies (Orange, BASF, REALE)

Mapping example

—

RML

## Data sources

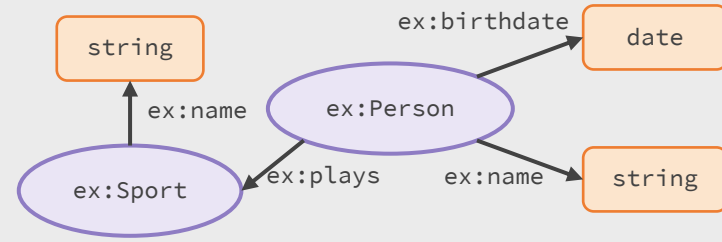
people.csv

ID	Name	Birthdate	SportID
1	Emily	08/02/90	2
2	Jonah	18/11/75	2

sports.csv

ID	Sport
1	Ice Skating
2	Rugby

## Ontology



## Mapping



<#PersonTM>

Group of transformation rules

## Output Knowledge Graph

## Data sources

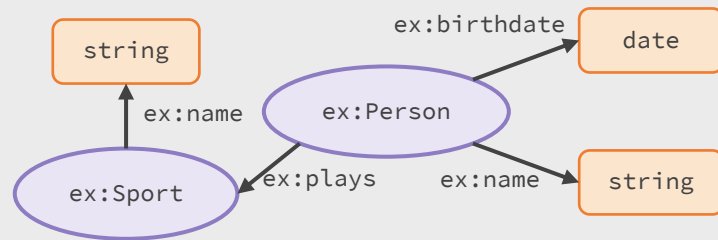
people.csv

ID	Name	Birthdate	SportID
1	Emily	08/02/90	2
2	Jonah	18/11/75	2

sports.csv

ID	Sport
1	Ice Skating
2	Rugby

## Ontology



## Mapping



```
<#PersonTM>  
rml:logicalSource [  
  rml:source "people.csv" ;  
  rml:referenceFormulation ql:CSV ];
```

## Output Knowledge Graph



## Data sources

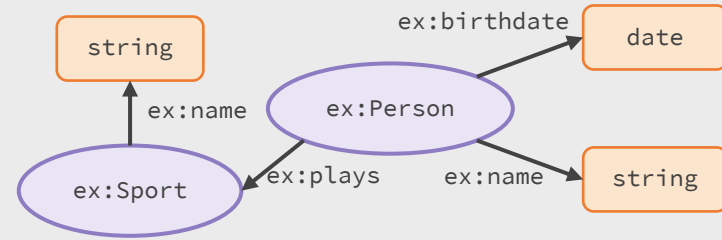
people.csv

ID	Name	Birthdate	SportID
1	Emily	08/02/90	2
2	Jonah	18/11/75	2

sports.csv

ID	Sport
1	Ice Skating
2	Rugby

## Ontology



## Mapping



```
<#PersonTM>
rml:logicalSource [
  rml:source "people.csv" ;
  rml:referenceFormulation ql:CSV ;
rr:subjectMap [
  rr:template "Person/{ID}";
  rr:class ex:Person ;
```

## Output Knowledge Graph



## Data sources

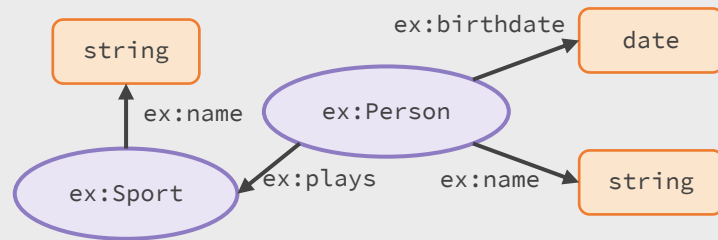
people.csv

ID	Name	Birthdate	SportID
1	Emily	08/02/90	2
2	Jonah	18/11/75	2

sports.csv

ID	Sport
1	Ice Skating
2	Rugby

## Ontology

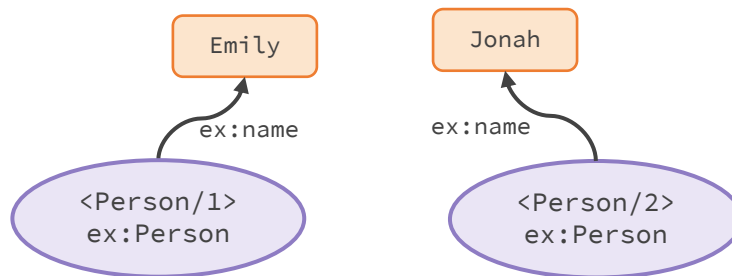


## Mapping



```
<#PersonTM>
rml:logicalSource [
  rml:source "people.csv" ;
  rml:referenceFormulation ql:CSV ] ;
rr:subjectMap [
  rr:template "Person/{ID}";
  rr:class ex:Person ] ;
rr:predicateObjectMap [
  rr:predicate ex:name;
  rr:objectMap [
    rml:reference "Name" ] ] ;
```

## Output Knowledge Graph



## Data sources

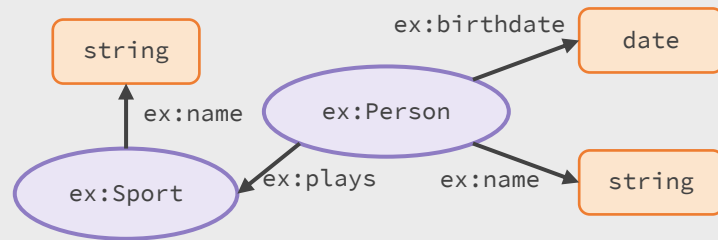
people.csv

ID	Name	Birthdate	SportID
1	Emily	08/02/90	2
2	Jonah	18/11/75	2

sports.csv

ID	Sport
1	Ice Skating
2	Rugby

## Ontology

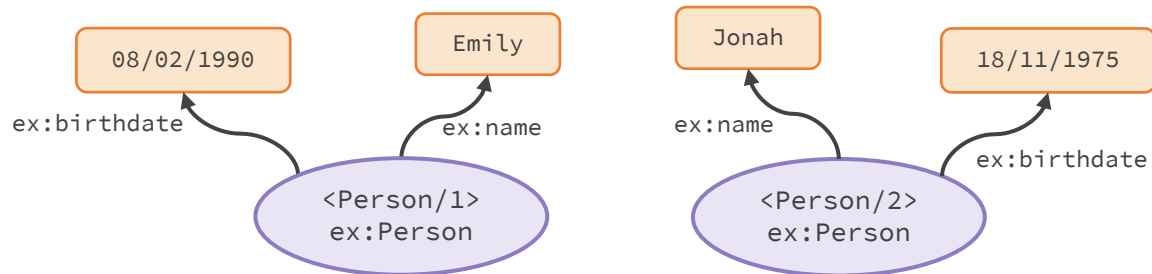


## Mapping



```
<#PersonTM>
rml:logicalSource [
  rml:source "people.csv" ;
  rml:referenceFormulation ql:CSV ;
  rr:subjectMap [
    rr:template "Person/{ID}";
    rr:class ex:Person ;
    rr:predicateObjectMap [
      rr:predicate ex:name;
      rr:objectMap [
        rml:reference "Name" ] ;
    rr:predicateObjectMap [
      rr:predicate ex:birthdate;
      rr:objectMap [
        rml:reference " Birthdate" ] ;
  ] ;
  ...
```

## Output Knowledge Graph



## Data sources

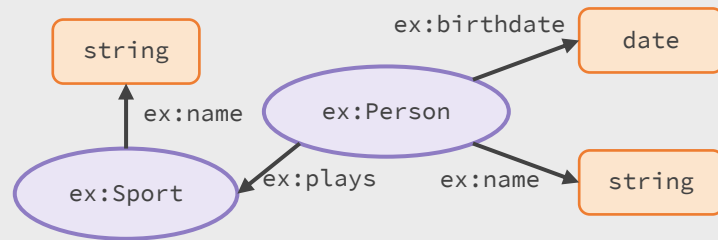
people.csv

ID	Name	Birthdate	SportID
1	Emily	08/02/90	2
2	Jonah	18/11/75	2

sports.csv

ID	Sport
1	Ice Skating
2	Rugby

## Ontology



## Mapping



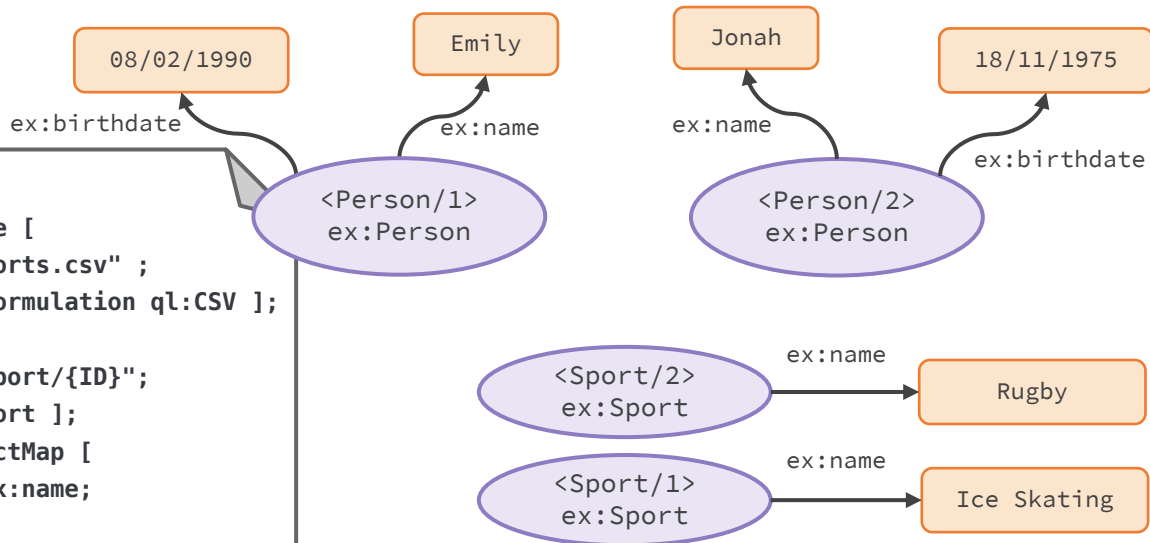
```

<#PersonTM>
rml:logicalSource [
  rml:source "people.csv" ;
  rml:referenceFormulation ql:CSV ;
  rr:subjectMap [
    rr:template "Person/{ID}";
    rr:class ex:Person ;
    rr:predicateObjectMap [
      rr:predicate ex:name;
      rr:objectMap [
        rml:reference "Name" ] ;
      rr:predicateObjectMap [
        rr:predicate ex:birthdate;
        rr:objectMap [
          rml:reference "Birthdate"
        ] ;
      ] ;
  ] ;
  ...
  
```

```

<#SportTM>
rml:logicalSource [
  rml:source "sports.csv" ;
  rml:referenceFormulation ql:CSV ;
  rr:subjectMap [
    rr:template "Sport/{ID}";
    rr:class ex:Sport ;
    rr:predicateObjectMap [
      rr:predicate ex:name;
      rr:objectMap [
        rml:reference "Sport" ] ] .
  
```

## Output Knowledge Graph



## Data sources

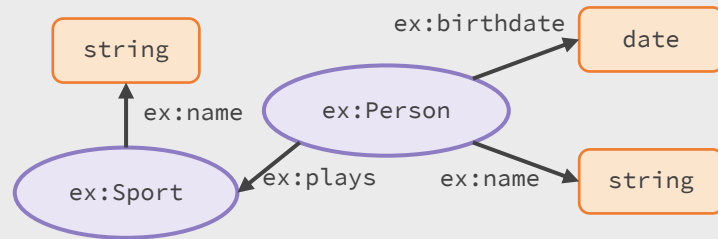
people.csv

ID	Name	Birthdate	SportID
1	Emily	08/02/90	2
2	Jonah	18/11/75	2

sports.csv

ID	Sport
1	Ice Skating
2	Rugby

## Ontology



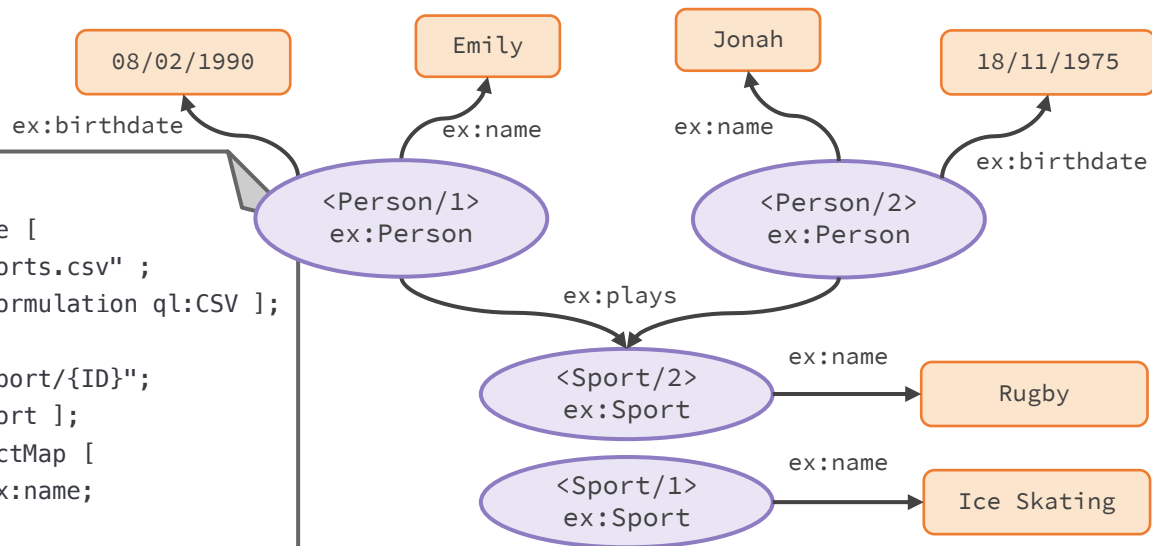
## Mapping



```
<#PersonTM>
...
rr:predicateObjectMap [
  rr:predicate ex:plays;
  rr:objectMap [
    rr:parentTriplesMap
      <#SportTM>;
    rr:joinCondition [
      rr:child "SportID";
      rr:parent "ID";
    ]; ] ].
```

```
<#SportTM>
rml:logicalSource [
  rml:source "sports.csv" ;
  rml:referenceFormulation ql:CSV ;
  rr:subjectMap [
    rr:template "Sport/{ID}";
    rr:class ex:Sport ];
  rr:predicateObjectMap [
    rr:predicate ex:name;
    rr:objectMap [
      rml:reference "Sport" ] ] .
```







## Output Knowledge Graph



# User-friendly approaches to write mappings

# User-friendly approaches to write mappings

---

- [R2]RML mappings are written as Turtle files:
  - Risk of syntax errors
  - Too many language constructs
- Approaches developed to aid the mapping writing:
  - User-friendly syntax:
    - YARRRML  RML
    - XRM  R2RML, CSVW, RML (Zazuko)
    - SMS2  R2RML (Stardog)
    - obda  R2RML (Ontop)
  - Editors
    - RMLEditor  RML
    - Mapeathor  R2RML, RML, YARRRML

# YARRRML

---

User-friendly serialization for RML based on YAML syntax:

- Compact syntax
- Widely adopted in real-life projects
  - Entity Reconciliation API on Google Specification
  - <https://w3id.org/kg-construct/yarrml>
- Online service
  - <https://rml.io/yarrml/matey/>





Mapping example

—

YARRRML

## Data sources

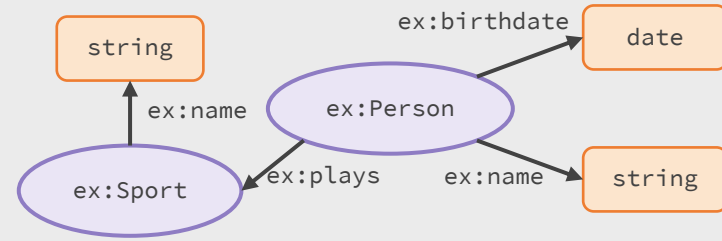
people.csv

ID	Name	Birthdate	SportID
1	Emily	08/02/90	2
2	Jonah	18/11/75	2

sports.csv

ID	Sport
1	Ice Skating
2	Rugby

## Ontology



## Mapping



mappings:  
**PERSON:**

Group of transformation rules

## Output Knowledge Graph

## Data sources

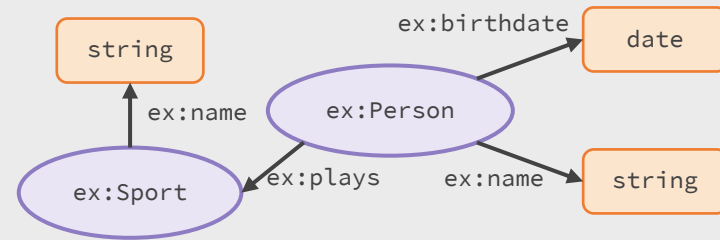
people.csv

ID	Name	Birthdate	SportID
1	Emily	08/02/90	2
2	Jonah	18/11/75	2

sports.csv

ID	Sport
1	Ice Skating
2	Rugby

## Ontology



## Mapping



```
mappings:  
PERSON:  
  sources:  
    - ['data/people.csv~csv']
```

## Output Knowledge Graph

## Data sources

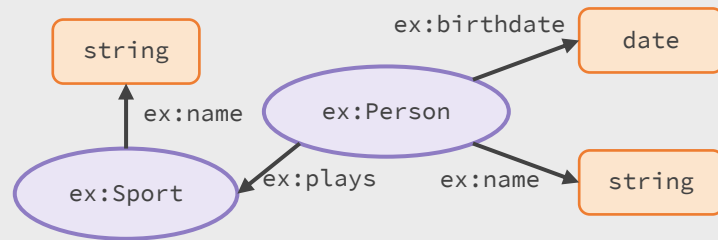
people.csv

ID	Name	Birthdate	SportID
1	Emily	08/02/90	2
2	Jonah	18/11/75	2

sports.csv

ID	Sport
1	Ice Skating
2	Rugby

## Ontology



## Mapping



```
mappings:  
PERSON:  
  sources:  
    - ['data/people.csv~csv']  
  s: http://ex.com/Person/$(ID)
```

## Output Knowledge Graph



## Data sources

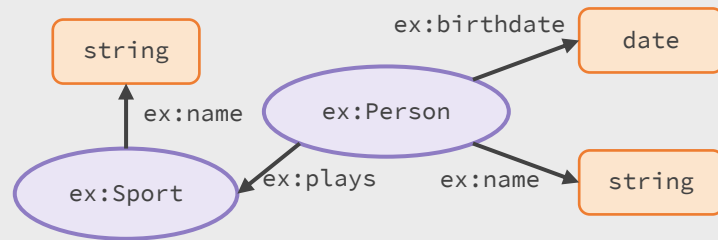
people.csv

ID	Name	Birthdate	SportID
1	Emily	08/02/90	2
2	Jonah	18/11/75	2

sports.csv

ID	Sport
1	Ice Skating
2	Rugby

## Ontology



## Mapping



```
mappings:  
PERSON:  
  sources:  
    - ['data/people.csv~csv']  
  s: http://ex.com/Person/${ID}  
  po:  
    - [a, ex:Person]
```

## Output Knowledge Graph



## Data sources

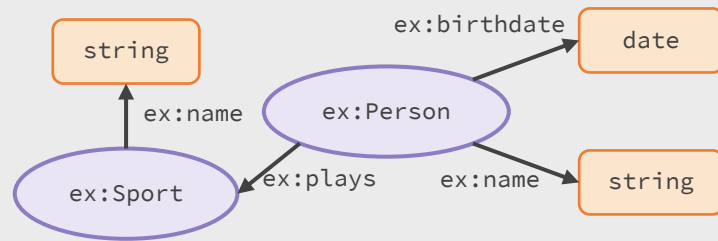
people.csv

ID	Name	Birthdate	SportID
1	Emily	08/02/90	2
2	Jonah	18/11/75	2

sports.csv

ID	Sport
1	Ice Skating
2	Rugby

## Ontology

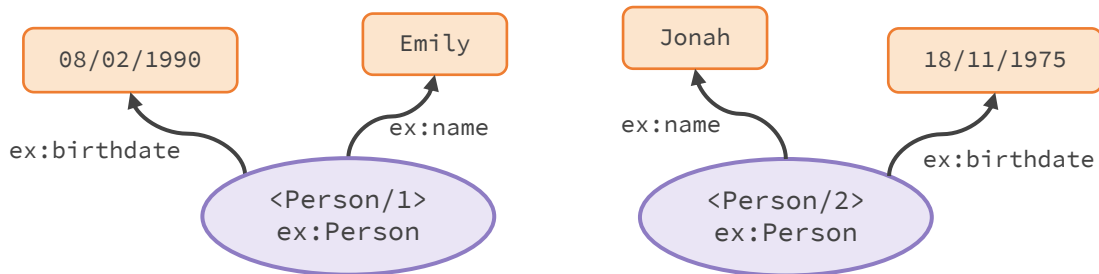


## Mapping



```
mappings:
PERSON:
sources:
- ['data/people.csv~csv']
s: http://ex.com/Person/${ID}
po:
- [a, ex:Person]
- [ex:name, ${Name}]
- [ex:birthdate, ${Birthdate}]
```

## Output Knowledge Graph



## Data sources

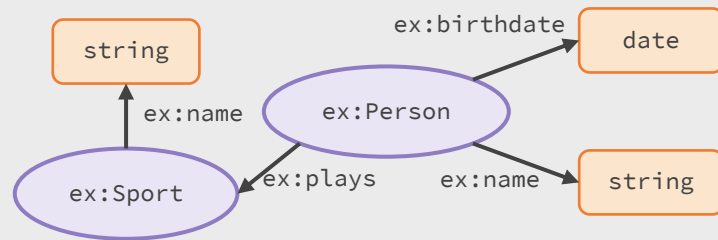
people.csv

ID	Name	Birthdate	SportID
1	Emily	08/02/90	2
2	Jonah	18/11/75	2

sports.csv

ID	Sport
1	Ice Skating
2	Rugby

## Ontology



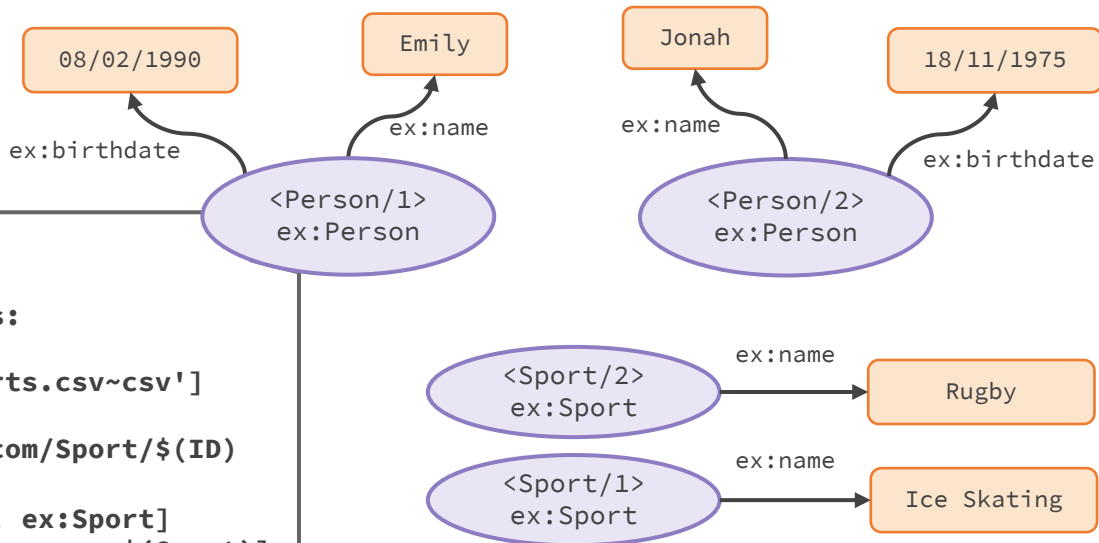
## Mapping



```
mappings:
PERSON:
sources:
- ['data/people.csv~csv']
s: http://ex.com/Person/${ID}
po:
- [a, ex:Person]
- [ex:name, ${Name}]
- [ex:birthdate, ${Birthdate}]
```

```
mappings:
SPORT:
sources:
-
['data/sports.csv~csv']
s:
http://ex.com/Sport/${ID}
po:
- [a, ex:Sport]
- [ex:name, ${Sport}]
```

## Output Knowledge Graph



## Data sources

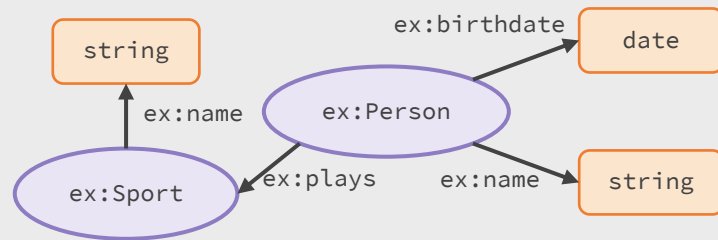
people.csv

ID	Name	Birthdate	SportID
1	Emily	08/02/90	2
2	Jonah	18/11/75	2

sports.csv

ID	Sport
1	Ice Skating
2	Rugby

## Ontology



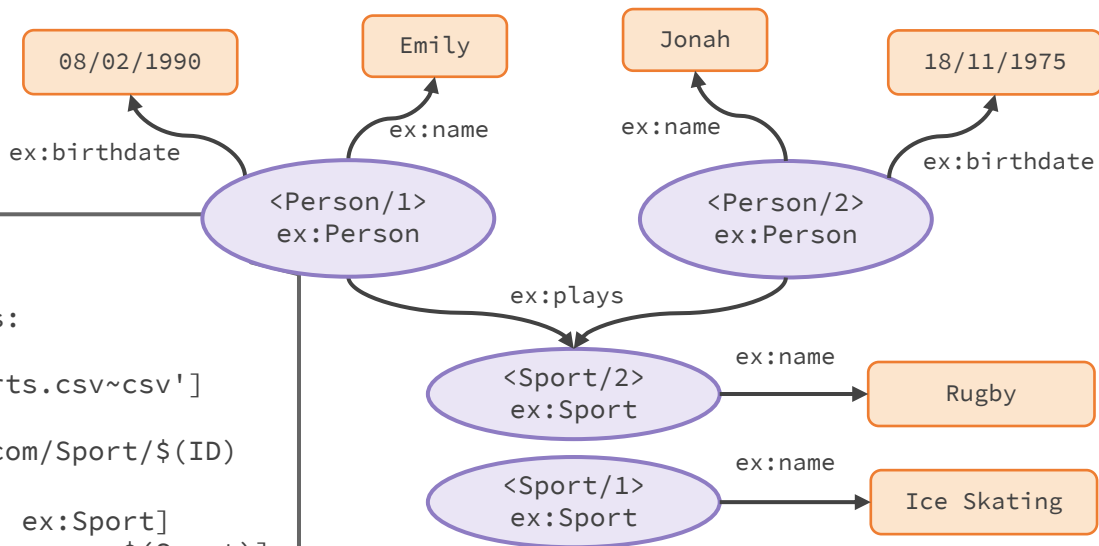
## Mapping



```
mappings:
PERSON:
sources:
- ['data/people.csv~csv']
s: http://ex.com/Person/$(ID)
po:
- [a, ex:Person]
- [ex:name, $(Name)]
- [ex:birthdate, $(Birthdate)]
- p: ex:plays
o:
- mapping: SPORT
condition:
function: equal
parameters:
- [str1, $(SportID)]
- [str2, $(ID)]
```

```
mappings:
SPORT:
sources:
- ['data/sports.csv~csv']
s: http://ex.com/Sport/$(ID)
po:
- [a, ex:Sport]
- [ex:name, $(Sport)]
```

## Output Knowledge Graph

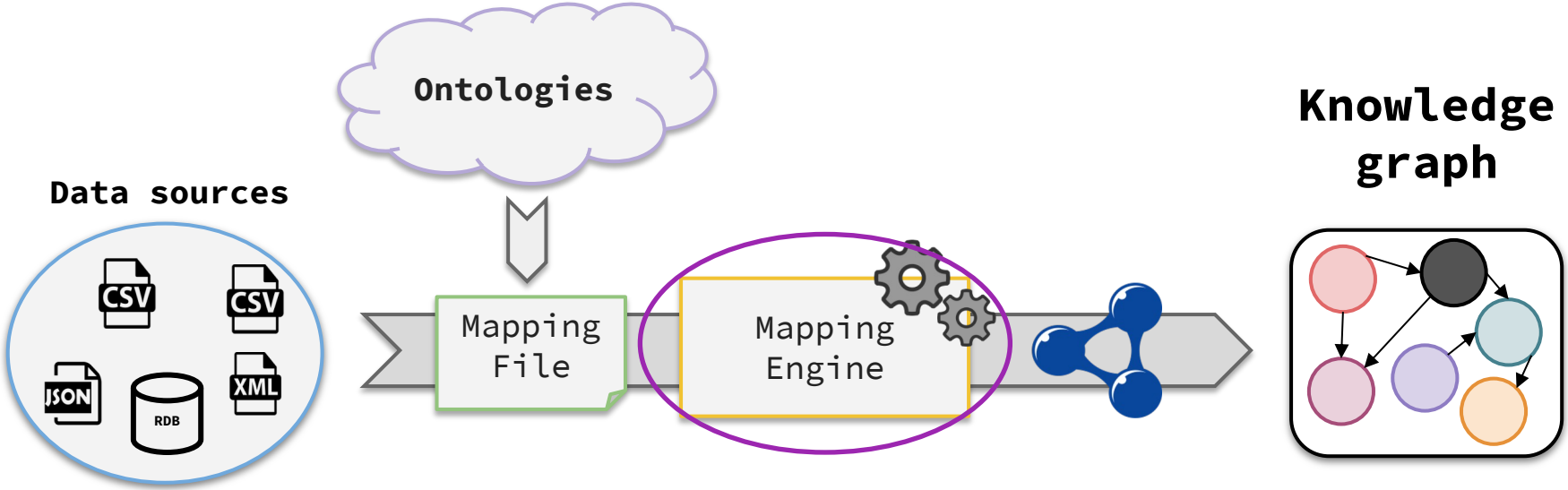




# RML compliant systems

# Declarative Knowledge Graph Construction

---



# RMLMapper



Download at: <https://github.com/RMLio/rmlmapper-java>

(jar files at releases: <https://github.com/RMLio/rmlmapper-java/releases> )

## Features:

- Good parser in terms on Data Quality
- Java based
- Really simple to run (-d is for removing duplicates):  

```
java -jar rmlmapper.jar -m mapping.rml -o output.nt -d
```
- It produces empty objects for Literals (s p “”^^xsd:string) that have to be removed after the transformation
- Not very efficient when you have many joins or duplicates

# SDM-RDFizer

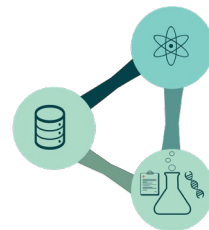
---

Download at: <https://pypi.org/project/rdfizer/> (pip install rdfizer)

Github website: <https://github.com/SDM-TIB/SDM-RDFizer>

## Features:

- Very efficient for large datasets
- Efficient execution of joins and duplicates removal
- Python based
- Config file needed to be run
- It uses RDFlib



**SDM-RDFizer**

# RocketRML

---

Download at: <https://www.npmjs.com/package/rocketrml> (npm install rocketrml)

Github website: <https://github.com/semantifyit/RocketRML>

## Features:

- Very efficient for small and medium data (more than SDM-RDFizer)
- Node based
- Optimizations for XML files
- A bit difficult to run (index.js has to be programmed)
- It uses RDFlib (but in JS)



# Matey - YARRRML parser

---

Use at: <https://rml.io/yarrml/matey/>

Github website: <https://github.com/RMLio/yarrml-parser>

Can be used together with a YAML validator: <http://www.yamllint.com/>

## Features:

- Translate YARRRML to RML
- Node based
- Can be installed locally or used through the website
- It uses RDFlib (but in JS)



# Yatter

— — —

Download at: <https://pypi.org/project/yatter/> (pip install yatter)

Github website: <https://github.com/oeg-upm/yatter>

Features:

- Easy to read outputs (following Turtle RDF syntax with BN)
- Translation from YARRRML to R2RML/RML and viceversa
- Continuous integration/development of test-cases
- Code coverage of ~85% of with the test-cases
- PyPi module (easy to install)
- Follows Open Science good practices (GitHub + Zenodo)

# Morph-KGC

The logo for 'morph' is displayed in a lowercase, sans-serif font. The letters 'm', 'o', 'r', 'p', and 'h' are blue, while the letter 'o' is red. The logo is centered within a white rectangular box that has a thin grey border.

Download at <https://github.com/oeg-upm/Morph-KGC>

Website: <https://morph.oeg.fi.upm.es/>

## Features:

- Python-based construction
- Supports [R2RML](#), [RML](#) and [YARRRML](#)
- Input data formats:
  - Relational databases: [MySQL](#), [PostgreSQL](#), [Oracle](#), [Microsoft SQL Server](#), [MariaDB](#), [SQLite](#)
  - Tabular files: [CSV](#), [TSV](#), [Excel](#), [Parquet](#), [Feather](#), [ORC](#), [Stata](#), [SAS](#), [SPSS](#)
  - Hierarchical files: [JSON](#), [XML](#)
- Output RDF serializations: [N-Triples](#), [N-Quads](#)
- Runs on Linux, Windows and macOS systems
- Optimized to materialize large knowledge graphs
- Multiple configuration options



# Running Morph-KGC

---

**Command line** execution:

- Installation with PIP
- Takes as input a config file

The logo for 'morph' is displayed in a lowercase, sans-serif font. The letter 'o' is colored red, while the letters 'm', 'r', 'p', and 'h' are colored blue. The logo is centered horizontally in the upper right portion of the slide.

```
pip install morph_kgc
python -m morph_kgc config.ini
```

```
[CONFIGURATION]
output_file=result
```

```
[DataSource1]
mappings=/Users/user/example/mappings/mapping.rml.ttl
```

config.ini

# Hands-on exercise

# Hands-on exercise

---

- Creating a KG from a CSV file using YARRRML



# Hands-on exercise

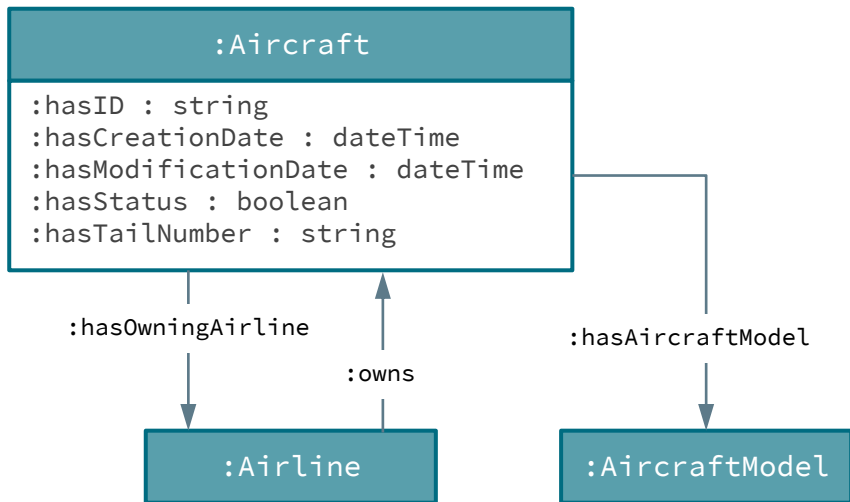
---

- Creating a KG from a CSV file using YARRRML:
  1. Access the resources in: <https://bit.ly/3T3Ysr0>
  2. Create the mapping completing the file  
‘yarrml\_template.yml’
  3. Can be tested using Matey or Yatter
  4. Run the mapping and the data with Morph-KGC to create the KG

# Hands-on exercise

---

- Creating a KG from a CSV file using YARRRML



**sfo-aircraft-tail-numbers-and-models.csv**

- aircraft\_id
- aircraft\_model
- airline
- creation\_date
- modification\_date
- status
- tail\_number

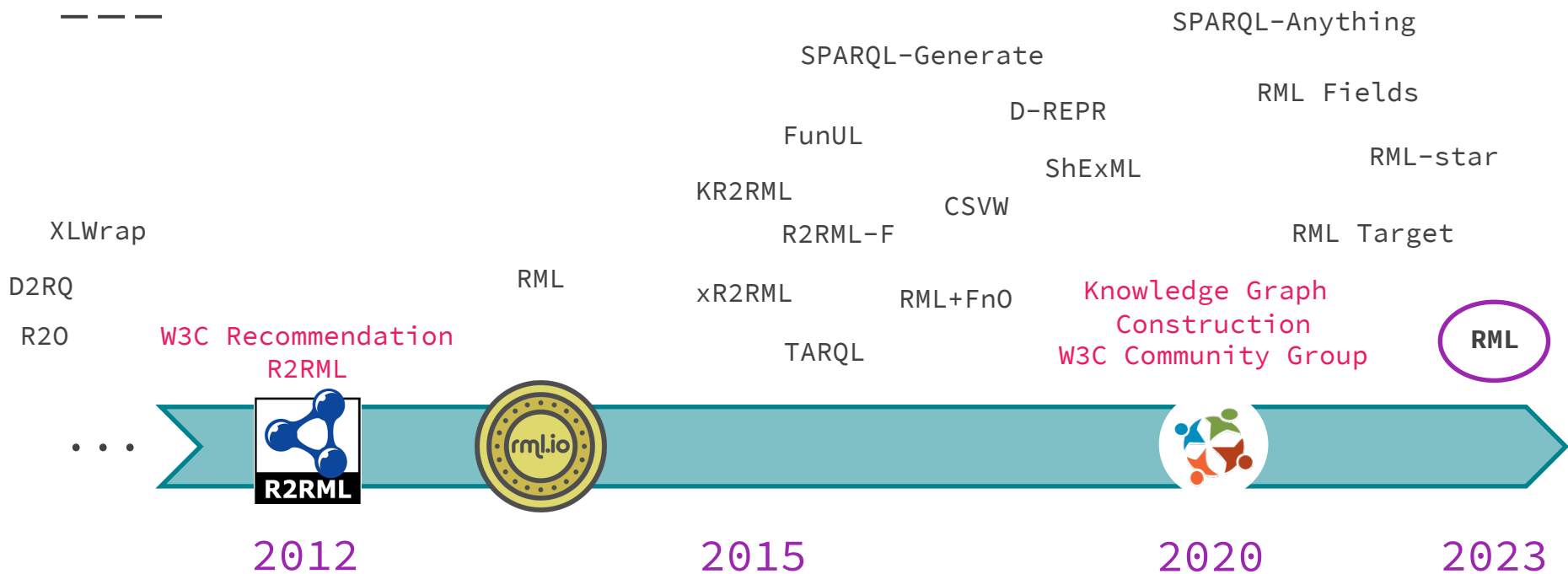
Resources



<https://bit.ly/3T3Ysr0>

# The new RML release

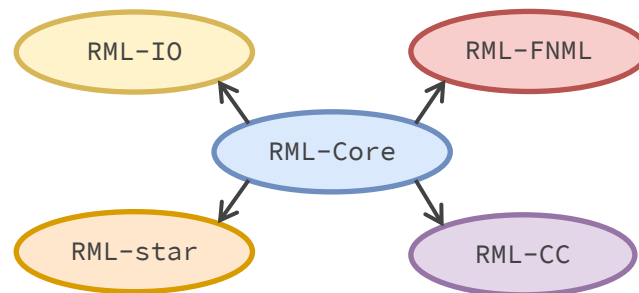
# The history so far



# The RML Ontology: Overview

---

- **Reference** ontology specification addressing **identified challenges**
- **Modular** design
- Developed following the **Linked Open Terms (LOT)** methodology
- Maintaining **backwards compatibility** with R2RML
  - **Semantic correspondences** with previous resources
- All resources in all modules use **same namespace and prefix**
  - **rml:** <https://w3id.org/rml/>





# The RML Ontology: Modules

Ontologies Guidelines Backwards Compatibility

## RML Ontology Modules

Here you can find the list of modules of the mapping language RML.

Ontology	Serialization	License	Language	Links	Description
<a href="#">RML-Core</a>	<a href="#">rdf+xml</a> <a href="#">ttl</a>	<a href="#">CC-BY</a>	<a href="#">en</a>	<a href="#">Repository</a> <a href="#">Issues</a> <a href="#">Requirements</a> <a href="#">Specification</a> <a href="#">W3C</a> <a href="#">Shapes</a>	Core ontology that defines the necessary resources to create a mapping.
<a href="#">RML-IO: Source and Target</a>	<a href="#">rdf+xml</a> <a href="#">ttl</a>	<a href="#">CC-BY</a>	<a href="#">en</a>	<a href="#">Repository</a> <a href="#">Issues</a> <a href="#">Requirements</a> <a href="#">Specification</a> <a href="#">W3C</a> <a href="#">Shapes</a>	Ontology module that allows the description of input data sources and target outputs.
<a href="#">RML-CC: Collections and Containers</a>	<a href="#">rdf+xml</a> <a href="#">ttl</a>	<a href="#">CC-BY</a>	<a href="#">en</a>	<a href="#">Repository</a> <a href="#">Issues</a> <a href="#">Requirements</a> <a href="#">Specification</a> <a href="#">W3C</a> <a href="#">Shapes</a>	Ontology module that allows the generation of collections and containers.
<a href="#">RML-FNML: Functions</a>	<a href="#">rdf+xml</a> <a href="#">ttl</a>	<a href="#">CC-BY</a>	<a href="#">en</a>	<a href="#">Repository</a> <a href="#">Issues</a> <a href="#">Requirements</a> <a href="#">Specification</a> <a href="#">W3C</a> <a href="#">Shapes</a>	Ontology module that allows the application of data transformation functions.
<a href="#">RML-Star</a>	<a href="#">rdf+xml</a> <a href="#">ttl</a>	<a href="#">CC-BY</a>	<a href="#">en</a>	<a href="#">Repository</a> <a href="#">Issues</a> <a href="#">Requirements</a> <a href="#">Specification</a> <a href="#">W3C</a> <a href="#">Shapes</a>	Ontology module that allows the construction of RDF-star graphs.

Composed of **5 modules**:

- **RML-Core**: schema transformations
- **RML-IO**: source and target data
- **RML-FNML**: data transformation functions
- **RML-CC**: collections and containers
- **RML-star**: RDF-star

Check it out!



[w3id.org/rml/portal](https://w3id.org/rml/portal)

# Network of Resources

---

Each module is composed of:

- **Ontology** [w3id.org/rml/core](https://w3id.org/rml/core) [w3id.org/rml/io](https://w3id.org/rml/io) [w3id.org/rml/fnml](https://w3id.org/rml/fnml) [w3id.org/rml/cc](https://w3id.org/rml/cc) [w3id.org/rml/star](https://w3id.org/rml/star)
  - Implemented in OWL2: Definition of concepts, relationships (w/ domain and range)
  - Available in multiple serializations and a human readable documentation
- **Specification** [w3id.org/rml/core/spec](https://w3id.org/rml/core/spec) [w3id.org/rml/io/spec](https://w3id.org/rml/io/spec) [w3id.org/rml/fnml/spec](https://w3id.org/rml/fnml/spec) [w3id.org/rml/cc/spec](https://w3id.org/rml/cc/spec) [w3id.org/rml/star/spec](https://w3id.org/rml/star/spec)
  - Feature details, examples of use and implementation instructions
- **SHACL shapes** [w3id.org/rml/core/shapes](https://w3id.org/rml/core/shapes) [w3id.org/rml/io/shapes](https://w3id.org/rml/io/shapes) [w3id.org/rml/fnml/shapes](https://w3id.org/rml/fnml/shapes) [w3id.org/rml/cc/shapes](https://w3id.org/rml/cc/shapes) [w3id.org/rml/star/shapes](https://w3id.org/rml/star/shapes)
  - Restrictions of module constructs
  - Usable to test correctness of mappings
- **Test cases (WIP)**
  - Language coverage by processing engines







# RML-Core: Example

```
<#NameTriplesMap> a rml:TriplesMap ;  
  rml:logicalSource <#JSONSource> ;  
  rml:subjectMap [  
    a rml:SubjectMap, rml:ExpressionMap ;  
    rml:template "{$.NAME}" ;  
    rml:class ex:Athlete ;  
  ] ;  
  rml:predicateObjectMap [  
    a rml:PredicateObjectMap ;  
    rml:predicate ex:name ;  
    rml:objectMap [  
      a rml:ObjectMap, rml:ExpressionMap ;  
      rml:reference "$.NAME" ;  
      rml:languageMap [  
        a rml:LanguageMap ;  
        rml:reference "$.COUNTRY" ] ] .
```

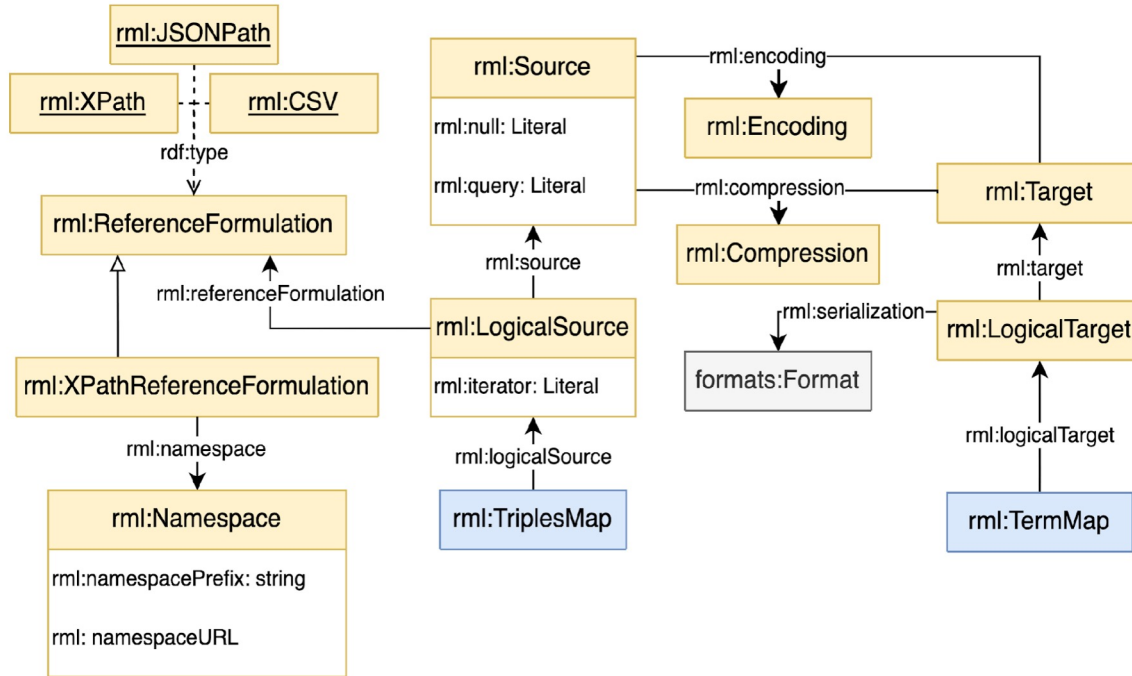
{JSON}

```
[ { "NAME": "Duplantis",  
    "RANK": "1",  
    "MARK": "6.22",  
    "COUNTRY": "sv"  
  }, {  
    "NAME": "Guttormsen",  
    "RANK": "2",  
    "MARK": "6.00",  
    "COUNTRY": "no" } ]
```

```
:Duplantis a ex:Athlete ;  
           ex:name "Duplantis"@sv .  
:Guttormsen a ex:Athlete ;  
           ex:name "Guttormsen"@no .
```



# RML-IO: Data source and target



- **Extended input** data source description
- **Output data** description
- Leverage of existing **vocabularies** (SCAT, SPARQL-SD, VoID)



[w3id.org/rml/io](https://w3id.org/rml/io)

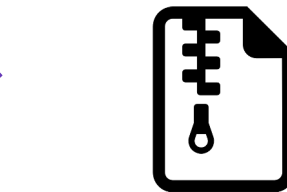
[w3id.org/rml/io/spec](https://w3id.org/rml/io/spec)

[w3id.org/rml/io/shapes](https://w3id.org/rml/io/shapes)

# RML-IO: Example

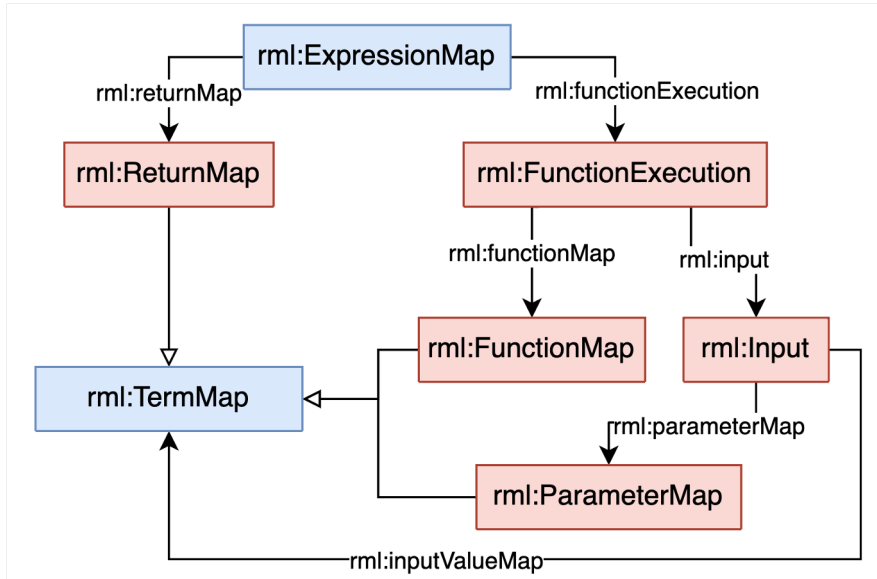
```
<#JSONSource> a rml:LogicalSource ;  
  rml:source [ a rml:Source, dcat:Distribution ;  
    dcat:accessURL <file:///data/ranks.json> ] ;  
  rml:referenceFormulation rml:JSONPath ;  
  rml:iterator "$.*"; .  
  
<#FileTarget> a rml:LogicalTarget ;  
  rml:target [ a rml:Target, void:Dataset ;  
    void:dataDump <file:///data/dump.ttl.gz> ;  
    rml:compression rml:gzip ;  
    rml:encoding rml:UTF-8 ] ;  
  rml:serialization formats:Turtle ; .  
  
<#RankTriplesMap> a rml:TriplesMap ;  
  rml:logicalSource <#JSONSource> ;  
  rml:subjectMap <#RankSubjectMap> .  
  
<#RankSubjectMap> rml:logicalTarget <#FileTarget> .
```

 /data/ranks.json



 /data/dump.ttl.gz

# RML-FNML: Data Transformations



- Refines **RML+Fn0** approach
- Reference connector between RML and the **Function Ontology (Fn0)**



[w3id.org/rml/fnml](https://w3id.org/rml/fnml)

[w3id.org/rml/fnml/spec](https://w3id.org/rml/fnml/spec)

[w3id.org/rml/fnml/shapes](https://w3id.org/rml/fnml/shapes)



# RML-FNML: Example

```
<#DateTriplesMap> a rml:TriplesMap ;
  rml:logicalSource <#JSONSource> ;
  rml:subjectMap <#RankSubjectMap> ;
  rml:predicateObjectMap [
    rml:predicate ex:jumpsOnDate ;
    rml:objectMap [
      rml:functionExecution <#Execution> ;
      rml:return ex:dateOut ] ] .

<#Execution> a rml:FunctionExecution ;
  rml:function ex:parseDate ;
  rml:input
    [ a rml:Input ;
      rml:parameter ex:valueParam;
      rml:inputValueMap [
        rml:reference "$.DATE" ] ] ,
    [ a rml:Input ;
      rml:parameter ex:dateFormatParam ;
      rml:inputValueMap [
        rml:constant "DD-MM-YYYY" ] ] .
```

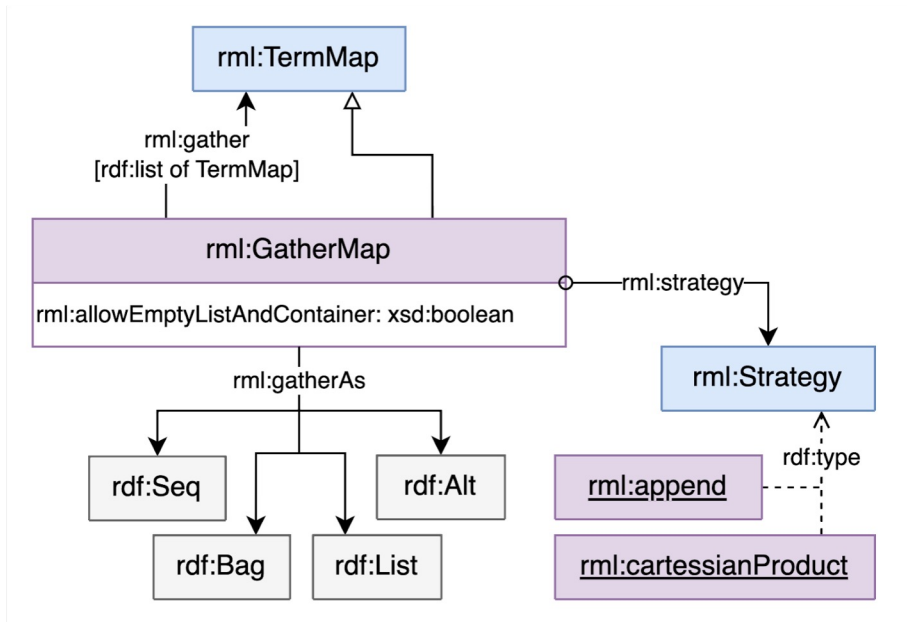
{JSON}

```
[ { "NAME": "Duplantis",
    "RANK": "1",
    "MARK": "6.22",
    "DATE": "02-25-2023"
  }, {
    "NAME": "Guttormsen",
    "RANK": "2",
    "MARK": "6.00",
    "DATE": "03-10-2023" } ]
```

:Duplantis a ex:Athlete ;  
ex:jumpsOnDate "2023-25-02".  
:Guttormsen a ex:Athlete ;  
ex:jumpsOnDate "2023-10-03".



# RML-CC: Collections and Containers



- Introduces generation of **collections and containers**
- Specifies how **gather terms** into a CC and **manage** them: to assign them a IRI or BN, manage empty CC, how the gathering is performed...



[w3id.org/rml/fnml](https://www.w3id.org/rml/fnml)

[w3id.org/rml/fnml/spec](https://www.w3id.org/rml/fnml/spec)

[w3id.org/rml/fnml/shapes](https://www.w3id.org/rml/fnml/shapes)

# RML-CC: Example

---

```
<#RankingTriplesMap> a rml:TriplesMap ;  
  rml:logicalSource <#JSONSource> ;  
  rml:subjectMap [  
    rml:constant :Ranking23 ] ;  
  rml:predicateObjectMap [  
    rml:predicate ex:contains ;  
    rml:objectMap [  
      rml:gather ( [  
        rml:template "{$.*.NAME}";  
        rml:termType rml:IRI ] );  
      rml:gatherAs rdf:List; ] ] .
```

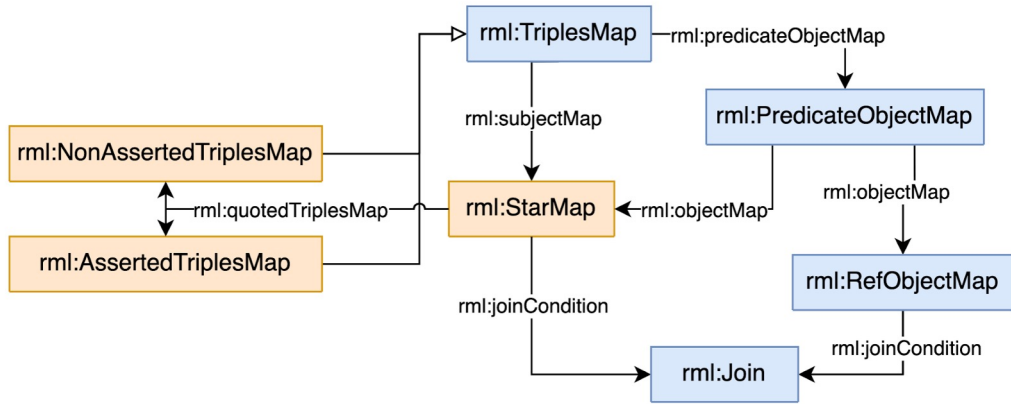
```
{JSON}  
[ { "NAME": "Duplantis",  
    "RANK": "1",  
    "MARK": "6.22",  
    "DATE": "02-25-2023"  
  }, {  
    "NAME": "Guttormsen",  
    "RANK": "2",  
    "MARK": "6.00",  
    "DATE": "03-10-2023" } ]
```

```
:Ranking23 ex:contains (:Duplantis  
:Guttormsen :Vloon).
```



# RML-star: RDF-star

---



- **Recursiveness** in mapping rules to generate quoted triples
- Applicable in **subject** and **object** position
- Asserted and non-asserted quoted triples



[w3id.org/rml/fnml](https://w3id.org/rml/fnml)

[w3id.org/rml/fnml/spec](https://w3id.org/rml/fnml/spec)

[w3id.org/rml/fnml/shapes](https://w3id.org/rml/fnml/shapes)

# RML-star: Example

```
<#QuotedRankTM> a rml:AssertedTriplesMap ;  
  rml:logicalSource <#JSONSource> ;  
  rml:subjectMap <#RankSubjectMap> ;  
  rml:predicateObjectMap [  
    rml:predicate ex:mark ;  
    rml:objectMap [  
      rml:reference "$.MARK" ;  
    ] ] .
```

```
<#DateTM> a rml:TriplesMap ;  
  rml:logicalSource <#JSONSource> ;  
  rml:subjectMap [  
    rml:quotedTriplesMap  
<#QuotedRankTM> ] ;  
  rml:predicateObjectMap [  
    rml:predicate ex:date ;  
    rml:objectMap [  
      rml:reference "$.DATE" ;  
    ] ] .
```

{JSON}

```
[ { "NAME": "Duplantis",  
    "RANK": "1",  
    "MARK": "6.22",  
    "DATE": "02-25-2023"  
  }, {  
    "NAME": "Guttormsen",  
    "RANK": "2",  
    "MARK": "6.00",  
    "DATE": "03-10-2023" } ]
```

```
:Duplantis ex:mark "6.22" .  
<< :Duplantis ex:mark "6.22" >>  
    ex:date "02-25-2023" .  
:Guttormsen ex:mark "6.00" .  
<< :Guttormsen ex:mark "6.00" >>  
    ex:date "03-10-2023" .
```

# Summary of updates

## R2RML

---

Schema	Static and dynamic subject, predicate and object
Transformations	Static datatypes and language tags
	Join conditions

---

---

Data Source Description	Relational Databases
-------------------------	----------------------

---

---

Function Support	SQL functions
------------------	---------------

---

---

RDF Terms	IRI
	Blank Node
	Literal

---

## RML

---

Schema	Static and dynamic subject, predicate and object
Transformations	Static and dynamic predicate and object
	More flexible join conditions

---

---

Data Source Description	(Non-)Relational databases, tabular and hierarchical data
	Format, encoding and compression description
	Target data description

---

---

Function Support	SQL functions for RDBs
	Function Ontology (Fn0)

---

---

RDF Terms	IRIs
	Blank Nodes
	Literals
	Collections and containers
	RDF-star triples

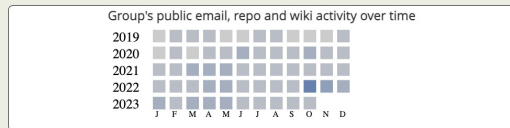
---

# KGC W3C Community Group

## KNOWLEDGE GRAPH CONSTRUCTION COMMUNITY GROUP

The overall goal of this community group is to support its participants into developing better methods for Knowledge Graphs construction. The Community Group will (i) study current Knowledge Graph construction methods and implementations, (ii) identify the corresponding requirements and issues that hinder broader Knowledge Graph construction, (iii) discuss use cases, (iv) formulate guidelines, best practices and test cases for Knowledge Graph construction, (v) develop methods, resources and tools for evaluating Knowledge Graphs construction, and in general (vi) continue the development of the W3C-recommended R2RML language beyond relational databases. The proposed Community Group could be instrumental to advance research, increase the level of education and awareness and enable learning and participation with respect to Knowledge Graph construction.

[kg-construct](#)



Note: Community Groups are proposed and run by the community. Although W3C hosts these conversations, the groups do not necessarily represent the views of the W3C Membership or staff.

## No Reports Yet Published

Chairs, when logged in, may publish draft and final reports. Please see [report requirements](#).

PUBLISH REPORTS

[biweekly meetings](#)

## Tools for this group

Mailing List

IRC

[Github repositories](#)

RSS

[Contact This Group](#)

## Get involved

Anyone may join this Community Group. All participants in this group have signed the W3C Community Contributor License Agreement.

JOIN OR LEAVE THIS GROUP



Anastasia Dimou

*Chairs*



David Chaves-Fraga



Alessandro Negro

## Participants (168)



- Maintaining and developing RML new spec
- Towards Working Group in 2024
- 168 participants
  - ~25-30 active
- Bi-weekly general meetings
- Dedicated task-force meetings



<http://w3id.org/kg-construct>



<http://github.com/kg-construct>

# ...This is not the end, but the beginning

---

Continuously **looking for:**

- **New perspectives:**
  - Feedback on **open issues**
  - **Uncovered use cases**
- Venues:
  - 5<sup>th</sup> KGC **Workshop** proposal → **ESWC2024**
- Currently **evolving:**
  - **Ongoing** discussions on **joins** and **fields**
- **Tools implementing the new specs**
  - **Preliminar adoption** in e.g., Yatter, Morph-KGC, SDM-RDFizer, Mapeathor





# Declarative Construction and Validation of Knowledge Graphs

Ana Iglesias-Molina and  
Xuemin Duan



POLITÉCNICA

Ontology  
Engineer  
ingGroup

## Coffee Break!

We will be back at 16:00

KU LEUVEN



# Agenda

---

- 13:00 - 13:10 Introduction
- 13:10 - 15:00 Declarative Knowledge Graph Construction
- 15:00 - 15:30 Break
- 15:30 - 17:20 **Declarative Knowledge Graph Validation**
- 17:20 - 17:30 Conclusions

# Knowledge Graph Validation

15:30 – 17:20

Outline:

- SHACL background
- Write SHACL by hand
- RML2SHACL

---

# SHACL Background

# SHACL and ShEx

---

- Shapes Constraint Language (SHACL)
  - developed by the W3C RDF Data Shapes Working Group with the goal to “produce a language for defining structural constraints on RDF graphs.”
  - the first public draft was published in 2015
  - proposed as a W3C Recommendation in 2017
- Shapes Expression Language (ShEx)
  - developed in late 2013 with the goal to provide a human-readable syntax for OSLC Resource Shapes.

# SHACL



---

- validating RDF graphs against a set of constraints in shapes expressed in terms of RDF
- SHACL processor validates whether the nodes in RDF satisfies the constraints and return validation report



validate



# SHACL Concepts



---

Data Graph; Shapes Graph; Node Shape; Property Shape; target declarations; focus node; property path, property value; constraints

# Shapes Graph and Data Graph

- — —
- an RDF graph containing shapes defining constraints
- RDF graphs that are validated

```
:StudentShape a sh:NodeShape ;  
  sh:targetClass :Student ;  
  sh:nodeKind sh:IRI ;  
  sh:property :NameShape .  
  
:NameShape a sh:PropertyShape ;  
  sh:path :name ;  
  sh:datatype xsd:string ;  
  sh:minCount 1.
```



# Shapes Graph and Data Graph

- — —
- an RDF graph containing shapes defining constraints
- RDF graphs that are validated

```
:r001 a :Student ;      #passes
      :name "Alice" .

:r002 a :Student ;      #passes
      :name "Bob" ;
      :id "r002" .

:r003 a :Student ;      #fails
      :id "r003" .
```

# Shapes Graph and Data Graph

- — —
- an RDF graph containing shapes defining constraints
- RDF graphs that are validated

```
:StudentShape a sh:NodeShape ;  
  sh:targetClass :Student ;  
  sh:nodeKind sh:IRI ;  
  sh:property :NameShape .  
  
:NameShape a sh:PropertyShape ;  
  sh:path :name ;  
  sh:datatype xsd:string ;  
  sh:minCount 1.
```

```
:r001 a :Student ; #passes  
  :name "Alice" .  
  
:r002 a :Student ; #passes  
  :name "Bob" ;  
  :id "r002" .  
  
:r003 a :Student ; #fails  
  :id "r003" .
```

# Node Shape, Target Declaration, and Focus Node

- 
- specify constraints that need to be met with respect to focus nodes declared by target

```
:StudentShape a sh:NodeShape ;  
  sh:targetClass :Student ;  
  sh:nodeKind sh:IRI ;  
  sh:property :NameShape .  
  
:NameShape a sh:PropertyShape ;  
  sh:path :name ;  
  sh:datatype xsd:string ;  
  sh:minCount 1.
```

```
:r001 a :Student ; #passes  
  :name "Alice" .  
  
:r002 a :Student ; #passes  
  :name "Bob" ;  
  :id "r002" .  
  
:r003 a :Student ; #fails  
  :id "r003" .
```

# Target Declaration and Focus Node

---

- sh:targetClass

```
:StudentShape a sh:NodeShape ;  
  sh:targetClass :Student ;  
  sh:nodeKind sh:IRI.
```

```
:r001 a :Student ;#passes  
  :name "Alice" .
```

- sh:targetNode

```
:StudentShape a sh:NodeShape ;  
  sh:targetNode :r001 ;  
  sh:nodeKind sh:IRI.
```

```
:r001 a :Student ;#passes  
  :name "Alice" .
```

- sh:targetSubjectsOf

```
:StudentShape a sh:NodeShape ;  
  sh:targetSubjectsOf :name ;  
  sh:nodeKind sh:IRI.
```

```
:r001 a :Student ;#passes  
  :name "Alice" .
```

- sh:targetObjectsOf

```
:StudentShape a sh:NodeShape ;  
  sh:targetObjectsOf :name ;  
  sh:nodeKind sh:IRI.
```

```
:r001 a :Student ; #fails  
  :name "Alice" .
```

# Property Shape, Property Path, and Property Value

- 
- primarily apply to the property value
- reached by focus node via property path

```
:StudentShape a sh:NodeShape ;  
  sh:targetClass :Student ;  
  sh:nodeKind sh:IRI ;  
  sh:property :NameShape .  
  
:NameShape a sh:PropertyShape ;  
  sh:path <name ;  
  sh:datatype xsd:string ;  
  sh:minCount 1.
```

```
:r001 a :Student ; #passes  
  :name "Alice" .  
  
:r002 a :Student ; #passes  
  :name "Bob" ;  
  :id "r001" .  
  
:u001 a :Teacher ; #passes  
  :name "Carol" .
```

# No Target No Validation?

---

```
:StudentShape a sh:NodeShape ;  
  sh:targetClass :Student ;  
  sh:nodeKind sh:IRI .
```

```
:StudentShape a sh:NodeShape ;  
  sh:targetClass :Student ;  
  sh:nodeKind sh:IRI ;  
  sh:property :NameShape .
```

```
:NameShape a sh:PropertyShape ;  
  sh:path :name ;  
  sh:datatype xsd:string ;  
  sh:minCount 1.
```

```
:StudentShape a sh:NodeShape ;  
  sh:nodeKind sh:IRI .
```

```
:StudentShape a sh:NodeShape ;  
  sh:nodeKind sh:IRI ;  
  sh:property :NameShape .
```

```
:NameShape a sh:PropertyShape ;  
  sh:path :name ;  
  sh:datatype xsd:string ;  
  sh:minCount 1.
```

# SHACL Constraints

---

- can be divided into
  - **SHACL Core**
  - **SHACL-SPARQL**

Some works extend SHACL with (a) advanced features such as rules and complex expressions (called SHACL-Javascript).

# Built-in SHACL Core Constraints

Components	Parameters
Value types	sh:class, sh:datatype, sh:nodeKind
Cardinality	sh:minCount, sh:maxCount
Value range	sh:minExclusive, sh:minInclusive, sh:minExclusive, sh:minInclusive
String-based	sh:minLength, sh:maxLength, sh:pattern, sh:languageIn, sh:uniqueLang
Property Pair	sh:equals, sh:disjoint, sh:lessThan, sh:lessThanOrEquals
Logical	sh:not, sh:and, sh:or, sh:xone
Shape-based	sh:node, sh:property, sh:qualifiedValueShape, sh:qualifiedMinCount, sh:qualifiedMaxCount
Other	sh:closed, sh:ignoredProperties, sh:hasValue, sh:in
Non-validating	sh:name, sh:description, sh:order, sh:group



# sh:node & sh:property

---

## Example shapes graph

```
ex:AddressShape
  a sh:NodeShape ;
  sh:property [
    sh:path ex:postalCode ;
    sh:datatype xsd:string ;
    sh:maxCount 1 ;
  ] .

ex:PersonShape
  a sh:NodeShape ;
  sh:targetClass ex:Person ;
  sh:property [ # _:b1
    sh:path ex:address ;
    sh:minCount 1 ;
    sh:node ex:AddressShape ;
  ] .
```

## Example data graph

```
ex:Bob a ex:Person ;
       ex:address ex:BobsAddress .

ex:BobsAddress
  ex:postalCode "1234" .

ex:Reto a ex:Person ;
        ex:address ex:RetosAddress .

ex:RetosAddress
  ex:postalCode 5678 .
```

# sh:class

— — —

## Example shapes graph

```
ex:ClassExampleShape
  a sh:NodeShape ;
  sh:targetNode ex:Bob, ex:Alice, ex:Carol ;
  sh:property [
    sh:path ex:address ;
    sh:class ex:PostalAddress ;
  ] .
```

## Example data graph

```
ex:Alice a ex:Person .
ex:Bob ex:address [ a ex:PostalAddress ; ex:city ex:Berlin ] .
ex:Carol ex:address [ ex:city ex:Cairo ] .
```

# sh:datatype

---

## Example shapes graph

```
ex:DatatypeExampleShape
  a sh:NodeShape ;
  sh:targetNode ex:Alice, ex:Bob, ex:Carol ;
  sh:property [
    sh:path ex:age ;
    sh:datatype xsd:integer ;
  ] .
```

## Example data graph

```
ex:Alice ex:age "23"^^xsd:integer .
ex:Bob ex:age "twenty two" .
ex:Carol ex:age "23"^^xsd:int .
```

# sh:nodeKind

---

## Example shapes graph

```
ex:NodeKindExampleShape
  a sh:NodeShape ;
  sh:targetObjectsOf ex:knows ;
  sh:nodeKind sh:IRI .
```

## Example data graph

```
ex:Bob ex:knows ex:Alice .
ex:Alice ex:knows "Bob" .
```

# sh:minCount & sh:maxCount

— — —

## Example shapes graph

```
ex:MinCountExampleShape
  a sh:PropertyShape ;
  sh:targetNode ex:Alice, ex:Bob ;
  sh:path ex:name ;
  sh:minCount 1 .
```

## Example data graph

```
ex:Alice ex:name "Alice" .
ex:Bob ex:givenName "Bob"@en .
```

# sh:minExclusive & sh:minInclusive & sh:minExclusive & sh:minInclusive

— — —

## Example shapes graph

```
ex:NumericRangeExampleShape
  a sh:NodeShape ;
  sh:targetNode ex:Bob, ex:Alice, ex:Ted ;
  sh:property [
    sh:path ex:age ;
    sh:minInclusive 0 ;
    sh:maxInclusive 150 ;
  ] .
```

## Example data graph

```
ex:Bob ex:age 23 .
ex:Alice ex:age 220 .
ex:Ted ex:age "twenty one" .
```

# sh:minLength & sh:maxLength

---

## Example shapes graph

```
ex:PasswordExampleShape
  a sh:NodeShape ;
  sh:targetNode ex:Bob, ex:Alice ;
  sh:property [
    sh:path ex:password ;
    sh:minLength 8 ;
    sh:maxLength 10 ;
  ] .
```

## Example data graph

```
ex:Bob ex:password "123456789" .
ex:Alice ex:password "1234567890ABC" .
```

# sh:pattern

---

## Example shapes graph

```
ex:PatternExampleShape
  a sh:NodeShape ;
  sh:targetNode ex:Bob, ex:Alice, ex:Carol ;
  sh:property [
    sh:path ex:bCode ;
    sh:pattern "^B" ;      # starts with 'B'
    sh:flags "i" ;        # Ignore case
  ] .
```

## Example data graph

```
ex:Bob ex:bCode "b101" .
ex:Alice ex:bCode "B102" .
ex:Carol ex:bCode "C103" .
```



# sh:languageIn & sh:uniqueLang

---

## Example shapes graph

```
ex:NewZealandLanguagesShape
  a sh:NodeShape ;
  sh:targetNode ex:Mountain, ex:Berg ;
  sh:property [
    sh:path ex:prefLabel ;
    sh:languageIn ( "en" "mi" ) ;
  ] .
```

## Example data graph

```
ex:Mountain
  ex:prefLabel "Mountain"@en ;
  ex:prefLabel "Hill"@en-NZ ;
  ex:prefLabel "Maunga"@mi .

ex:Berg
  ex:prefLabel "Berg" ;
  ex:prefLabel "Berg"@de ;
  ex:prefLabel ex:BergLabel .
```

# sh:equals & disjoint

---

## Example shapes graph

```
ex:EqualExampleShape
  a sh:NodeShape ;
  sh:targetNode ex:Bob ;
  sh:property [
    sh:path ex:firstName ;
    sh:equals ex:givenName ;
  ] .
```

## Example data graph

```
ex:Bob
  ex:firstName "Bob" ;
  ex:givenName "Bob" .
```

# sh:lessThan & sh:lessThanOrEquals

---

## Example shapes graph

```
ex:LessThanExampleShape
  a sh:NodeShape ;
  sh:property [
    sh:path ex:startDate ;
    sh:lessThan ex:endDate ;
  ] .
```

```
:r001 a :Example ;
      #passes
      ex:startDate "2017-04-20T20:00:00"^^xsd:dateTime ;
      ex:endDate "2017-04-20T21:30:00"^^xsd:dateTime ;
```

# sh:not & sh:and & sh:or & sh:xone

---

## Example shapes graph

```
ex:NotExampleShape
  a sh:NodeShape ;
  sh:targetNode ex:InvalidInstance1 ;
  sh:not [
    a sh:PropertyShape ;
    sh:path ex:property ;
    sh:minCount 1 ;
  ] .
```

## Example data graph

```
ex:InvalidInstance1 ex:property "Some value" .
```

# sh:close & sh:ignoredProperties

## Example shapes graph

```
ex:ClosedShapeExampleShape
  a sh:NodeShape ;
  sh:targetNode ex:Alice, ex:Bob ;
  sh:closed true ;
  sh:ignoredProperties (rdf:type) ;
  sh:property [
    sh:path ex:firstName ;
  ] ;
  sh:property [
    sh:path ex:lastName ;
  ] .
```

## Example data graph

```
ex:Alice
  ex:firstName "Alice" .

ex:Bob
  ex:firstName "Bob" ;
  ex:middleInitial "J" .
```

# sh:hasValue & sh:in

---

## Example shapes graph

```
ex:StanfordGraduate
  a sh:NodeShape ;
  sh:targetNode ex:Alice ;
  sh:property [
    sh:path ex:alumniOf ;
    sh:hasValue ex:Stanford ;
  ] .
```

## Example data graph

```
ex:Alice
  ex:alumniOf ex:Harvard ;
  ex:alumniOf ex:Stanford .
```

# SHACL syntax (SHACL-SHACL)

---

- Target declarations are optional for node shape and property shape
- Property shape must have exactly one property path (i.e. `sh:path`)
- Each shape has at most one `sh:datatype`, `sh:nodeKind` , ...
- Each shape can have multiple `sh:class`, `sh:and`, ...

# Validation Report

---

- identified by sh:ValidationReport
- has exactly one sh:conforms (true/false)
- optional has sh:result if False

```
:report a sh:ValidationReport ;  
  sh:conforms true .
```

```
:report a sh:ValidationReport ;  
  sh:conforms false ;  
  sh:result  
    [a sh:ValidationResult;  
      sh:resultSeverity sh:Violation ;  
      sh:sourceConstraintComponent  
sh:DatatypeConstraintComponent ;  
      sh:sourceShape ... ;  
      sh:focusNode :r001 ;  
      sh:value 2000;  
      sh:resultPath :name ;  
      sh:resultMessage "Value does not  
have datatype xsd:string" ],
```



# Hands-on exercise

# Write SHACL shapes by hand

---

## **SHACL validation.ipynb**

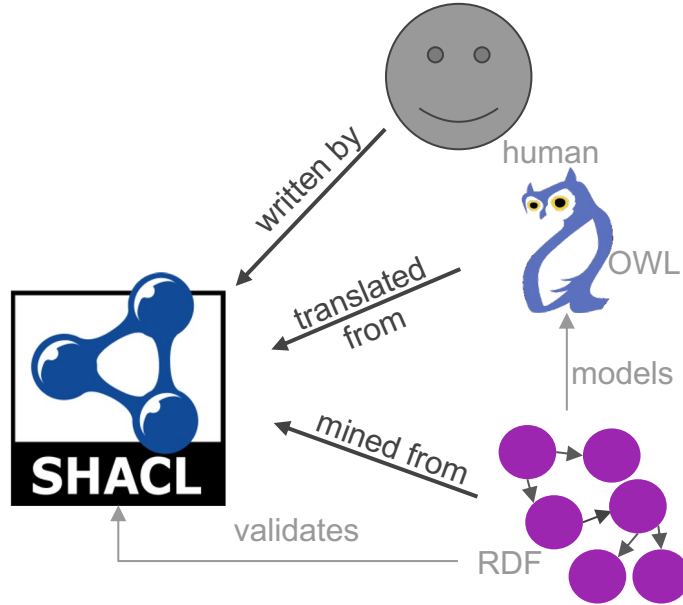
[https://colab.research.google.com/drive/1n8EAjS7Yq022JF8z067hIA6CCXHIni7T?usp=drive\\_link](https://colab.research.google.com/drive/1n8EAjS7Yq022JF8z067hIA6CCXHIni7T?usp=drive_link)

- Play with several simple tasks
- Learn to use SHACL-SHACL to validate whether the created SHACL shapes are well-formed
- Validate RDF graphs using created SHACL shapes

**RML2SHACL**

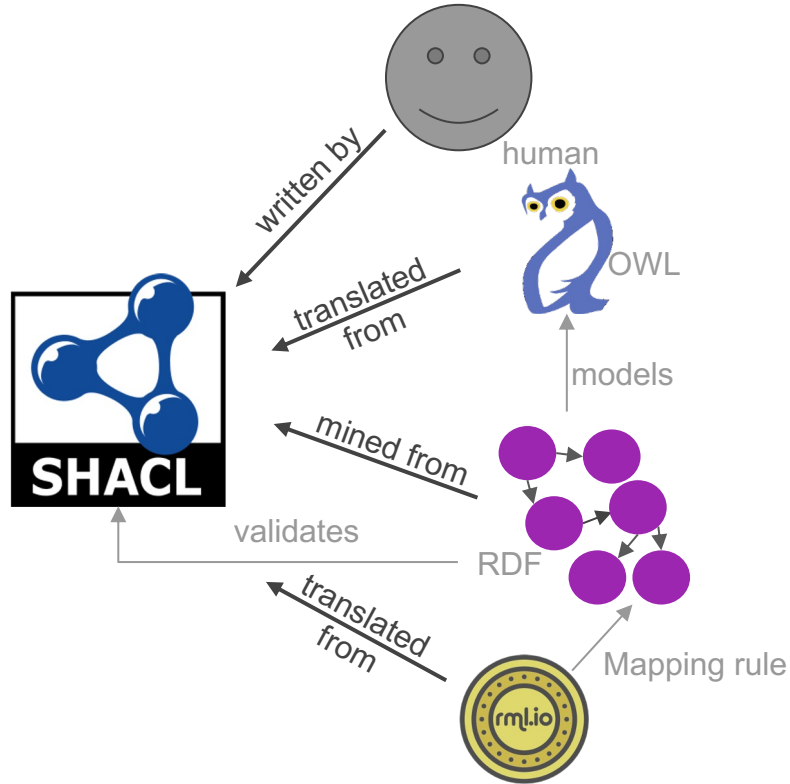
# Automatic SHACL shapes extraction

-----



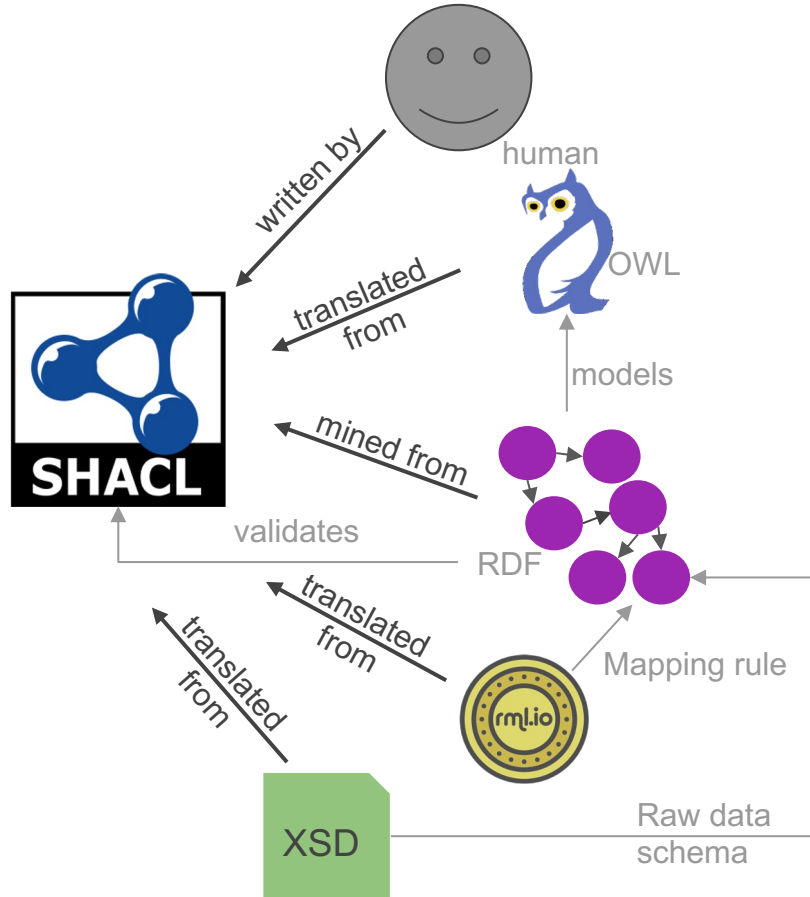
# Automatic SHACL shapes extraction

---



# Automatic SHACL shapes extraction

---



# RML2SHACL

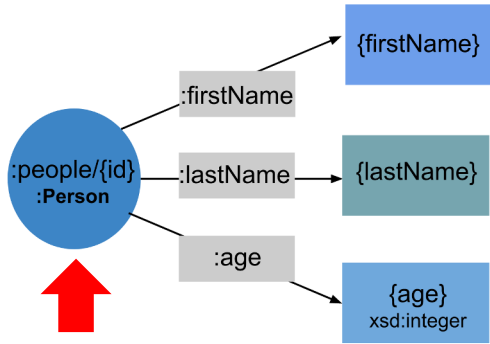
---

- Translate RML mapping rules to SHACL shapes
- Generate shapes that validate the output of RML mapping rules

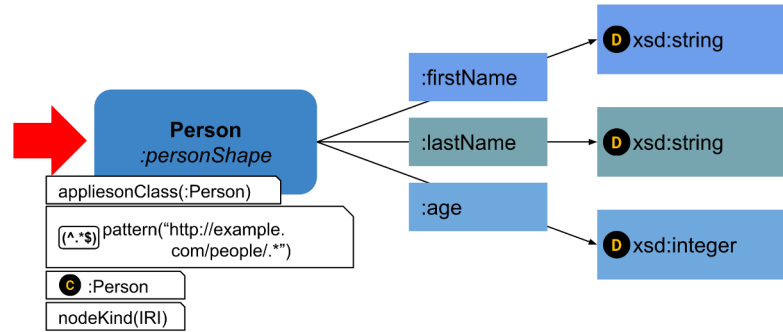
<b>[R2]RML</b>	<b>SHACL</b>
rr:subjectMap, rr:SubjectMap	sh:NodeShape
rr:predicateObjectMap, rr:PredicateObjectMap	sh:property, sh:PropertyShape
rr:class	sh:class, sh:targetClass
rr:predicate	sh:path
rr:referencingObjectMap	sh:node
rr:termType	sh:nodeKind
rr:datatype	sh:datatype
rr:language	sh:languageIn
rr:constant	sh:in
rr:template	sh:pattern

# Correspondence (1/7)

---



rr: subjectMap,  
rr: SubjectMap



sh: NodeShape



# Correspondence (1/7)

---

```
:StudentMapping a rr:TriplesMap;
```

```
rr:subjectMap [  
  rr:template "http://example.com/{id}";  
  rr:class :Student  
  rr:termType rr:IRI ];
```

```
rr:predicateObjectMap [  
  rr:predicate :name;  
  rr:objectMap [  
    rml:reference "name";  
    rr:datatype xsd:string ] ] .
```

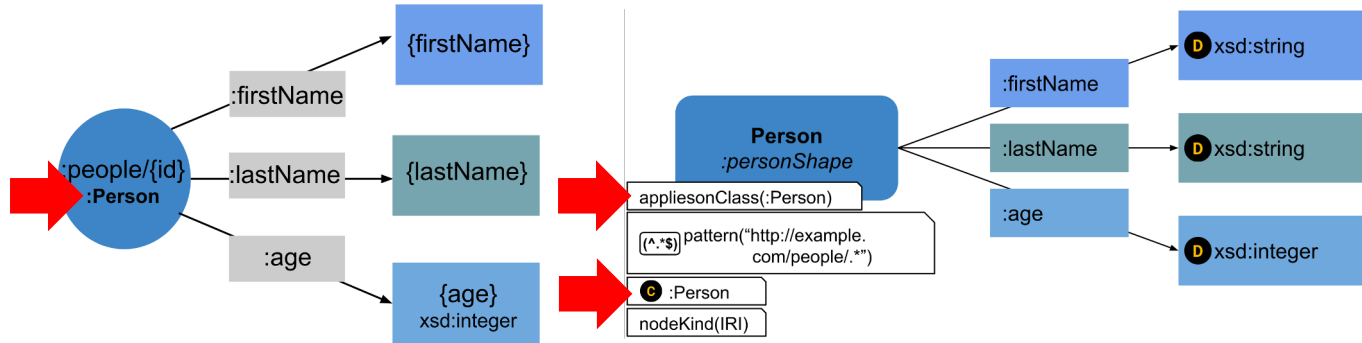
```
:StudentShape a sh:NodeShape .
```

rr:subjectMap,  
rr:SubjectMap

| sh:NodeShape

# Correspondence (2/7)

---



rr:class

sh:class, sh:targetClass

# Correspondence (2/7)

---

```
:StudentMapping a rr:TriplesMap;  
rr:subjectMap [  
  rr:template "http://example.com/{id}";  
  rr:class :Student ;  
  rr:termType rr:IRI ];  
  
rr:predicateObjectMap [  
  rr:predicate :name;  
  rr:objectMap [  
    rml:reference "name";  
    rr:datatype xsd:string ] ] .
```

```
:StudentShape a sh:NodeShape ;  
  sh:class :Student ;  
  sh:targetClass :Student ;
```

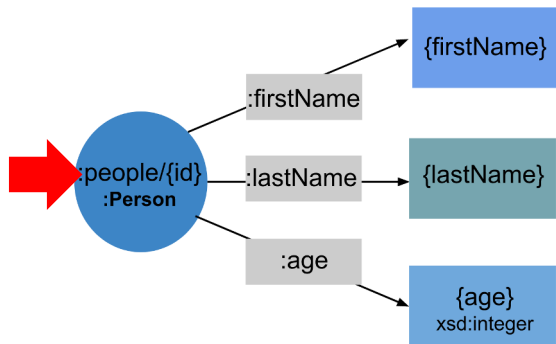
---

rr:class

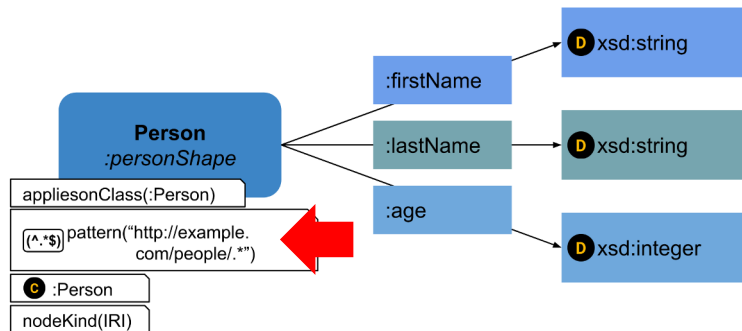
| sh:class, sh:targetClass

# Correspondence (3/7)

---



rr:template



sh:pattern

# Correspondence (3/7)

---

```
:StudentMapping a rr:TriplesMap;  
rr:subjectMap [  
  rr:template "http://example.com/{id}";  
  rr:class :Student ;  
  rr:termType rr:IRI ];  
  
rr:predicateObjectMap [  
  rr:predicate :name;  
  rr:objectMap [  
    rml:reference "name";  
    rr:datatype xsd:string ] ] .
```

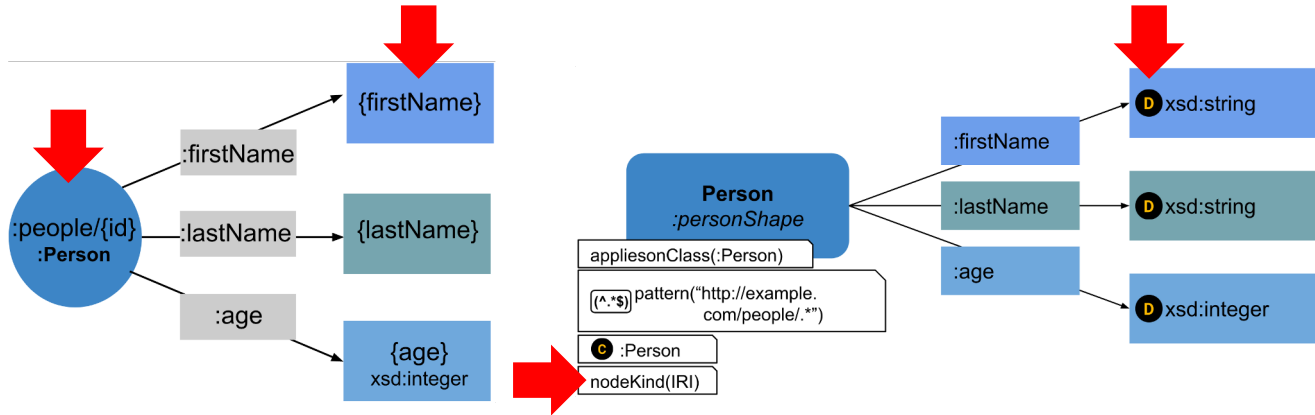
```
:StudentShape a sh:NodeShape ;  
  sh:class :Student ;  
  sh:targetClass :Student ;  
  sh:pattern  
  "http://example.com/.*" .
```

rr:template

| sh:pattern

# Correspondence (4/7)

---



rr:termType

| sh:nodeKind

# Correspondence (4/7)

---

```
:StudentMapping a rr:TriplesMap;  
  
rr:subjectMap [  
  rr:template "http://example.com/{id}";  
  rr:class :Student ;  
  rr:termType rr:IRI];  
  
rr:predicateObjectMap [  
  rr:predicate :name;  
  rr:objectMap [  
    rml:reference "name";  
    rr:datatype xsd:string ] ] .
```

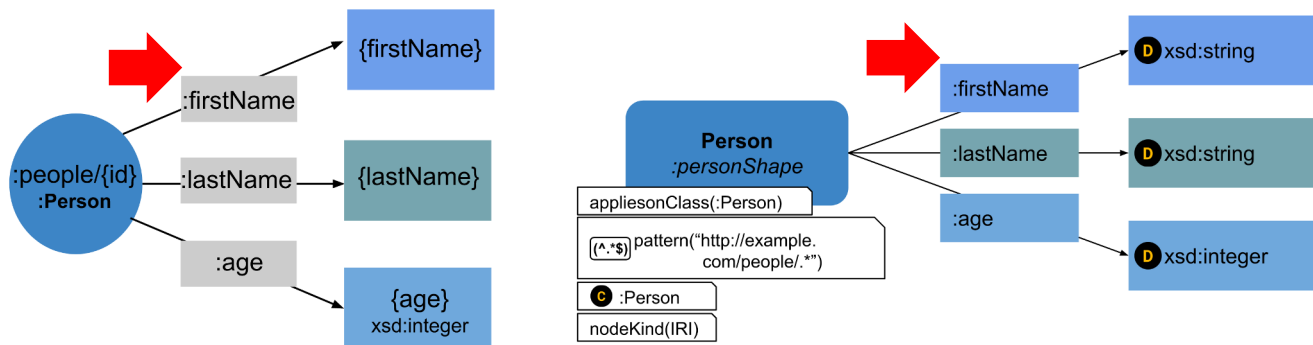
rr:termType

| sh:nodeKind

```
:StudentShape a sh:NodeShape ;  
  sh:class :Student ;  
  sh:targetClass :Student ;  
  sh:pattern +++ ;  
  sh:nodeKind sh:IRI .
```

# Correspondence (5/7)

---



rr:predicateObjectMap,  
rr:PredicateObjectMap

sh:property,  
sh:PropertyShape



# Correspondence (5/7)

---

```
:StudentMapping a rr:TriplesMap;  
  
rr:subjectMap [  
  rr:template "http://example.com/{id}";  
  rr:class :Student  
  rr:termType rr:IRI];  
  
rr:predicateObjectMap [  
  rr:predicate :name;  
  rr:objectMap [  
    rml:reference "name";  
    rr:datatype xsd:string ] ] .
```

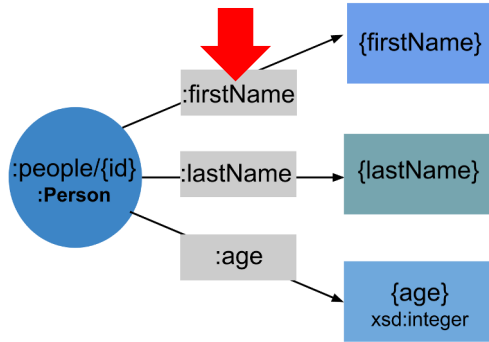
```
:StudentShape a sh:NodeShape ;  
  sh:class :Student ;  
  sh:targetClass :Student ;  
  sh:nodeKind sh:IRI ;  
  sh:pattern  
  "http://example.com/.*" ;  
  sh:property :NameShape .  
  
:NameShape a sh:PropertyShape ;  
  sh:path :name ;  
  sh:datatype xsd:string .
```

rr:predicateObjectMap,  
rr:PredicateObjectMap

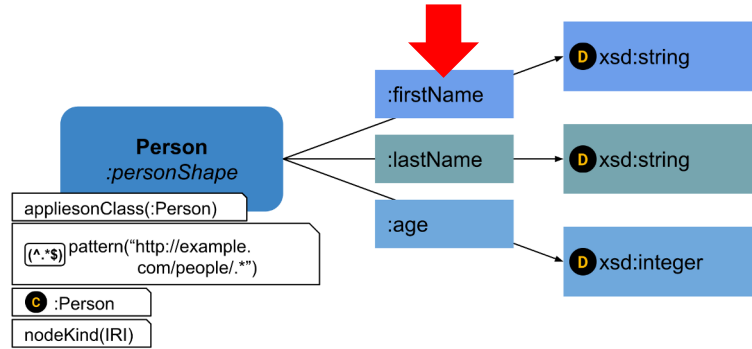
sh:property,  
sh:PropertyShape

# Correspondence (6/7)

---



rr:predicate



| sh:path

# Correspondence (6/7)

---

```
:StudentMapping a rr:TriplesMap;  
rr:subjectMap [  
  rr:template "http://example.com/{id}";  
  rr:class :Student ];  
  
rr:predicateObjectMap [  
  rr:predicate :name;  
  rr:objectMap [  
    rml:reference "name";  
    rr:datatype xsd:string ] ] .
```

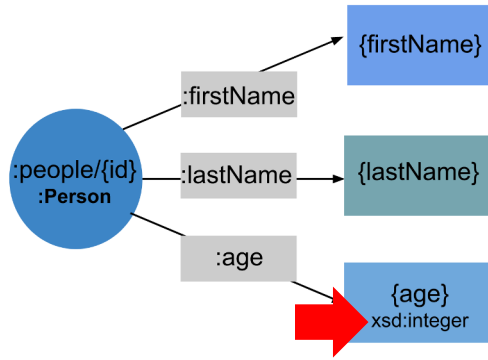
rr:predicate

```
:StudentShape a sh:NodeShape ;  
  sh:targetClass :Student ;  
  sh:nodeKind sh:IRI ;  
  sh:pattern  
  "http://example.com/.*" ;  
  sh:property :NameShape .  
  
:NameShape a sh:PropertyShape ;  
  sh:path :name ;  
  sh:datatype xsd:string .
```

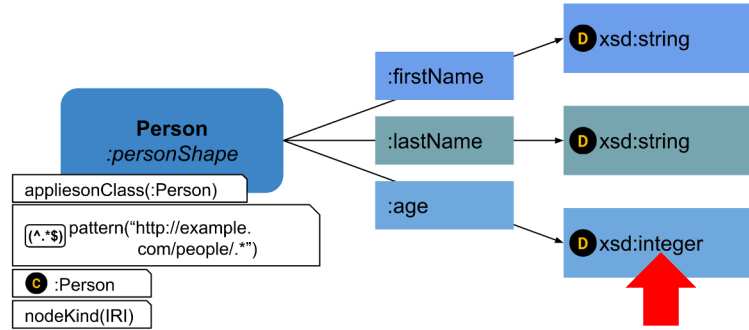
| sh:path

# Correspondence (7/7)

---



rr:datatype



sh:datatype

# Correspondence (7/7)

---

```
:StudentMapping a rr:TriplesMap;  
  
rr:subjectMap [  
  rr:template "http://example.com/{id}";  
  rr:class :Student ;  
  rr:termType rr:IRI];  
  
rr:predicateObjectMap [  
  rr:predicate :name;  
  rr:objectMap [  
    rml:reference "name";  
    rr:datatype xsd:string ] ] .
```

```
:StudentShape a sh:NodeShape ;  
  sh:class :Student ;  
  sh:targetClass :Student ;  
  sh:nodeKind sh:IRI ;  
  sh:pattern  
  "http://example.com/.*" ;  
  sh:property :NameShape .  
  
:NameShape a sh:PropertyShape ;  
  sh:path :name ;  
  sh:datatype xsd:string .
```

rr:datatype

| sh:datatype

**Try RML2SHACL**

# Try RML2SHACL

---

## **SHACL validation.ipynb**

[https://colab.research.google.com/drive/1n8EAjS7Yq022JF8z067hIA6CCXHIni7T?usp=drive\\_link](https://colab.research.google.com/drive/1n8EAjS7Yq022JF8z067hIA6CCXHIni7T?usp=drive_link)

- generate SHACL shapes from RML mapping rules
- validate RDF graphs using RML-driven shapes

Wrapping up...



# Conclusions

---

- Declarative pipeline for KG creation and validation
  - From heterogeneous data sources
  - Relying on standards (or in process to be)
  - Maintenance, reproducibility, understandability
  - Mature ecosystem of compliant systems

- Struggle in adoption (but progressing)

- Some approaches are too verbose
- Requires learning curve despite user-friendly developments
- Manual effort to create mappings and shapes
  - How can LLMs help?

# As for K-CAP...

---

Session 6  
Thursday 7<sup>th</sup> at 14:10

## Re-Construction Impact on Metadata Representation Models

*Ana Iglesias-Molina, Jhon  
Toledo, Oscar Corcho and David  
Chaves-Fraga*

Session 6  
Thursday 7<sup>th</sup> at 14:50

## XSD2SHACL: Capturing RDF Constraints from XML Schema

*Xuemin Duan, David Chaves-  
Fraga and Anastasia Dimou*

# Declarative Construction and Validation of Knowledge Graphs

Ana Iglesias-Molina and  
Xuemin Duan



POLITÉCNICA

Ontology  
Engineering  
Group

**Thanks for  
attending!**

**KU LEUVEN**

